



DISEASE EPIDEMIOLOGY PROGRAM Acute Respiratory Disease Surveillance Summary

Ft Benning: 06 September 2018 – 07 September 2019

DEFINITIONS:

ARD Rate=(ARD cases/Trainees) *100

ADV = Adenovirus

Strep Rate=(Strep Cultures (+)/Cultures) *100

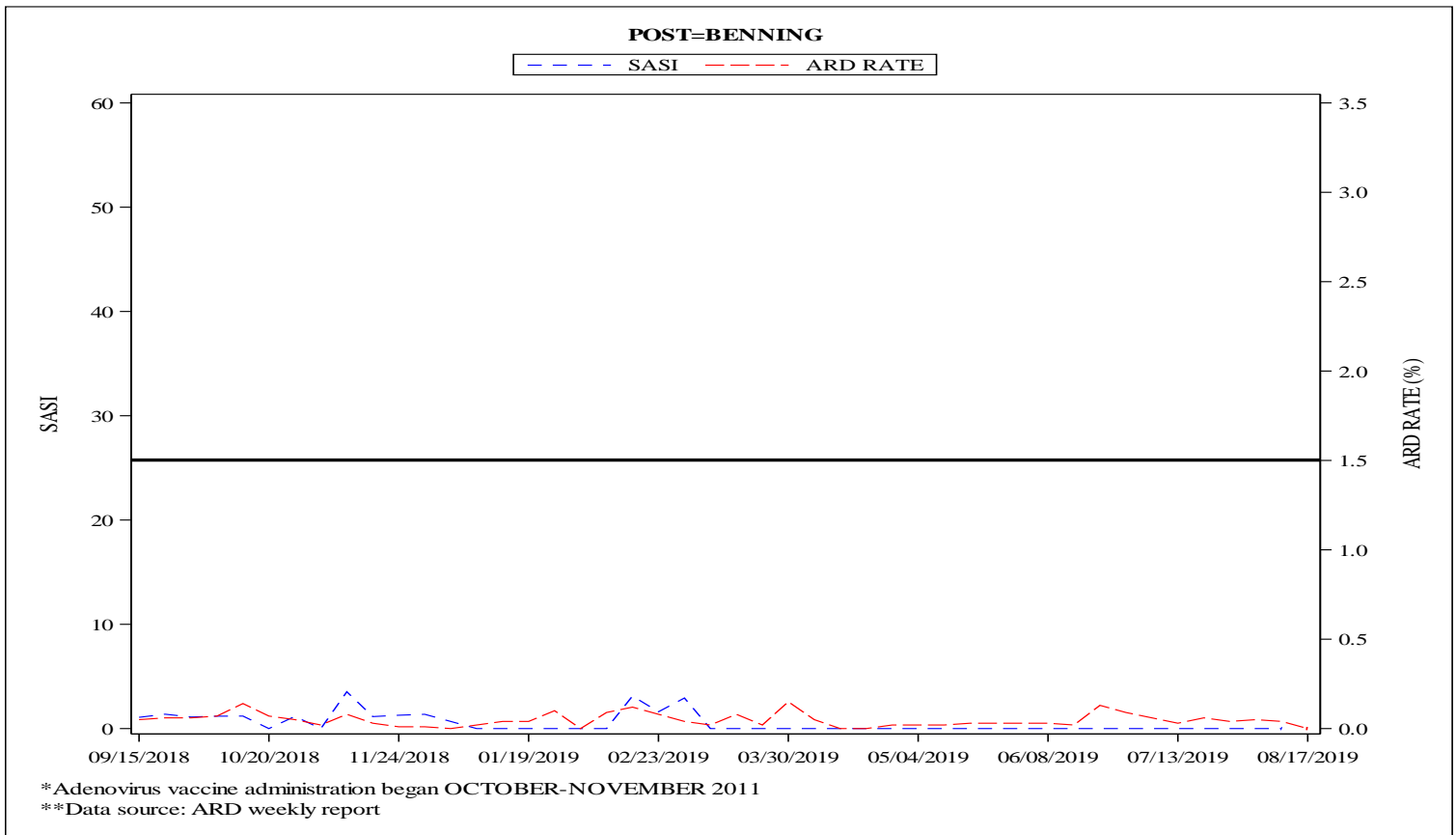
Strep-ARD Surveillance Index (SASI)=(ARD Rate*Strep Rate)

Strep Testing Compliance (STC) =% of ARD cases tested for Strep at each site (those sites highlighted red are at less than 60% compliance)

NOTE: All installations have achieved full ADV coverage.

	ARD Rate	SASI	STC
Benning	0.07 (I)	0.00 (N)	57%
Leonard Wood	0.14 (I)	7.05 (I)	29%
Jackson	0.03 (I)	0.00 (N)	100%
Sill	0.04 (I)	0.00 (N)	50%

Summary comparison to previous week
I = Increase D = Decrease N = No Change N/A = Undefined



Males			
Unit Strength	ARD Cases	Strep Test Done	Strep Positive
10283	7	4	0

Females			
Unit Strength	ARD Cases	Strep Test Done	Strep Positive
42	0	0	0



DISEASE EPIDEMIOLOGY PROGRAM Acute Respiratory Disease Surveillance Summary

Ft Leonard Wood: 06 September 2018 – 07 September 2019

DEFINITIONS:

ARD Rate=(ARD cases/Trainees) *100

ADV = Adenovirus

Strep Rate=(Strep Cultures (+)/Cultures) *100

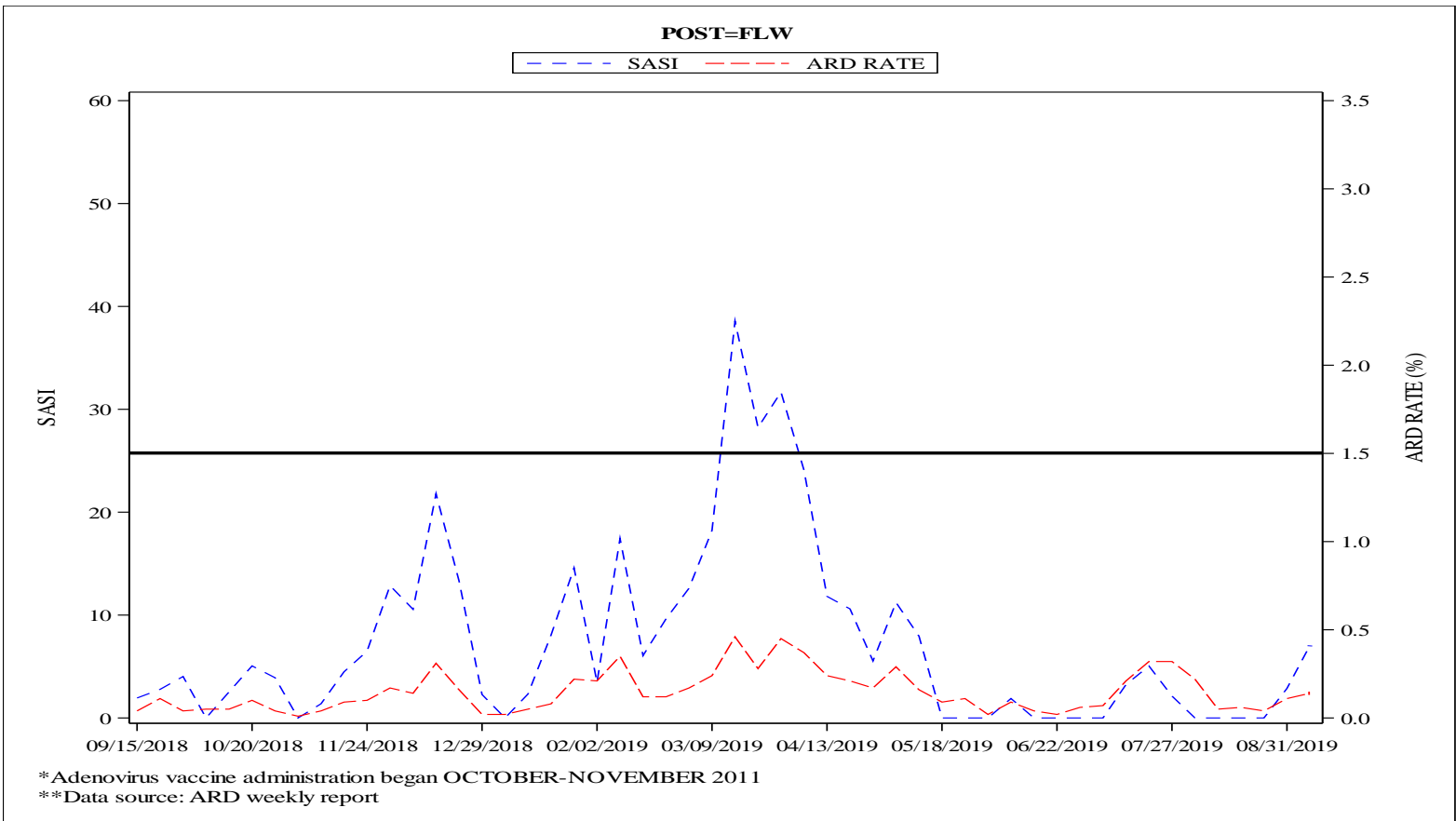
Strep-ARD Surveillance Index (SASI)=(ARD Rate*Strep Rate)

Strep Testing Compliance (STC) =% of ARD cases tested for Strep at each site (those sites highlighted red are at less than 60% compliance)

NOTE: All installations have achieved full ADV coverage.

	ARD Rate	SASI	STC
Benning	0.07 (I)	0.00 (N)	57%
Leonard Wood	0.14 (I)	7.05 (I)	29%
Jackson	0.03 (I)	0.00 (N)	100%
Sill	0.04 (I)	0.00 (N)	50%

Summary comparison to previous week
I = Increase D = Decrease N = No Change N/A = Undefined



Males			
Unit Strength	ARD Cases	Strep Test Done	Strep Positive
3613	7	2	1

Females			
Unit Strength	ARD Cases	Strep Test Done	Strep Positive
1182	1	0	0

If you have questions, comments or suggestions about this report, please contact us at (410) 436-4655 or [Email Disease Epidemiology](#)

APPROVED FOR PUBLIC RELEASE, DISTRIBUTION UNLIMITED



DISEASE EPIDEMIOLOGY PROGRAM Acute Respiratory Disease Surveillance Summary

Ft Jackson: 06 September 2018 – 07 September 2019

DEFINITIONS:

ARD Rate=(ARD cases/Trainees) *100

ADV = Adenovirus

Strep Rate=(Strep Cultures (+)/Cultures) *100

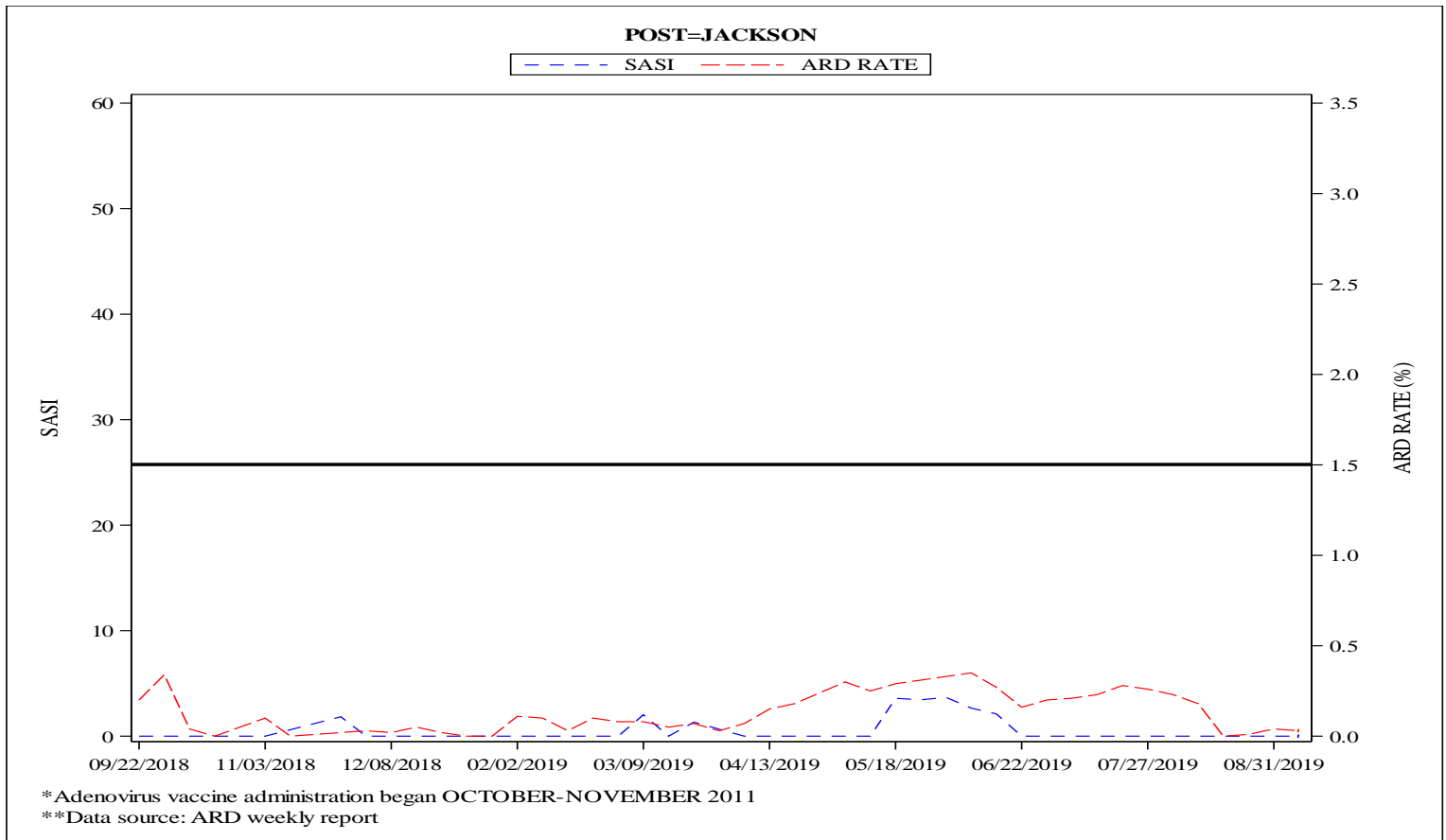
Strep-ARD Surveillance Index (SASI)=(ARD Rate*Strep Rate)

Strep Testing Compliance (STC) =% of ARD cases tested for Strep at each site (those sites highlighted red are at less than 60% compliance)

NOTE: All installations have achieved full ADV coverage.

	ARD Rate	SASI	STC
Benning	0.07 (I)	0.00 (N)	57%
Leonard Wood	0.14 (I)	7.05 (I)	29%
Jackson	0.03 (I)	0.00 (N)	100%
Sill	0.04 (I)	0.00 (N)	50%

Summary comparison to previous week
I = Increase D = Decrease N = No Change N/A = Undefined



Males			
Unit Strength	ARD Cases	Strep Test Done	Strep Positive
7026	2	2	0

Females			
Unit Strength	ARD Cases	Strep Test Done	Strep Positive
3328	1	1	0



DISEASE EPIDEMIOLOGY PROGRAM Acute Respiratory Disease Surveillance Summary

Ft Sill: 06 September 2018 – 07 September 2019

DEFINITIONS:

ARD Rate=(ARD cases/Trainees) *100

ADV = Adenovirus

Strep Rate=(Strep Cultures (+)/Cultures) *100

Strep-ARD Surveillance Index (SASI)=(ARD Rate*Strep Rate)

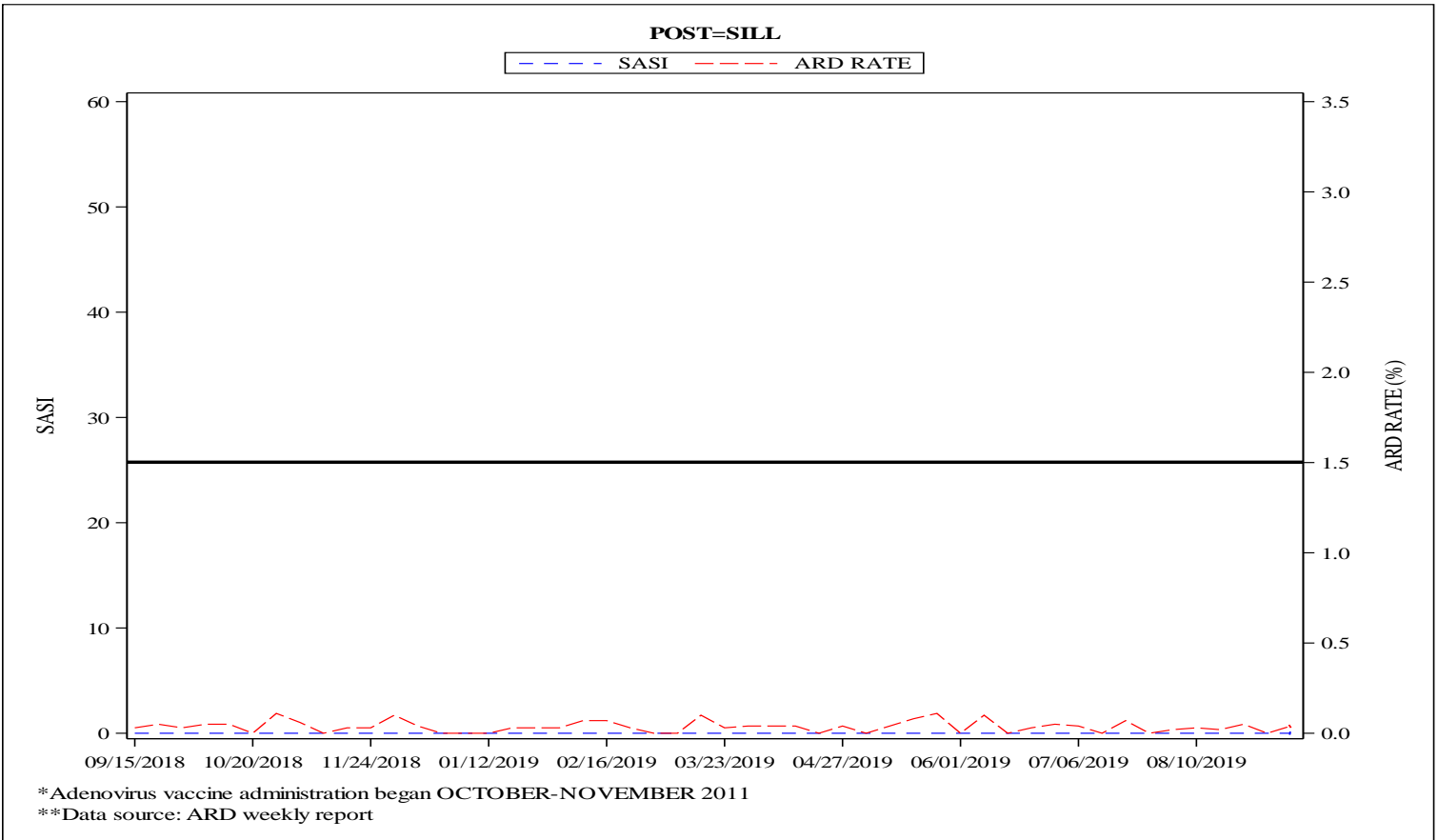
Strep Testing Compliance (STC) =% of ARD cases tested for Strep at each site
(those sites highlighted red are at less than 60% compliance)

NOTE: All installations have achieved full ADV coverage.

	ARD Rate	SASI	STC
Benning	0.07 (I)	0.00 (N)	57%
Leonard Wood	0.14 (I)	7.05 (I)	29%
Jackson	0.03 (I)	0.00 (N)	100%
Sill	0.04 (I)	0.00 (N)	50%

Summary comparison to previous week
I = Increase D = Decrease N = No Change N/A = Undefined

POST=SILL



Males			
Unit Strength	ARD Cases	Strep Test Done	Strep Positive
3530	1	0	0

Females			
Unit Strength	ARD Cases	Strep Test Done	Strep Positive
992	1	1	0