



# DISEASE EPIDEMIOLOGY PROGRAM Acute Respiratory Disease Surveillance Summary

**Ft Benning: 01 February 2018 – 02 February 2019**

**DEFINITIONS:**

ARD Rate=(ARD cases/Trainees) \*100

ADV = Adenovirus

Strep Rate=(Strep Cultures (+)/Cultures) \*100

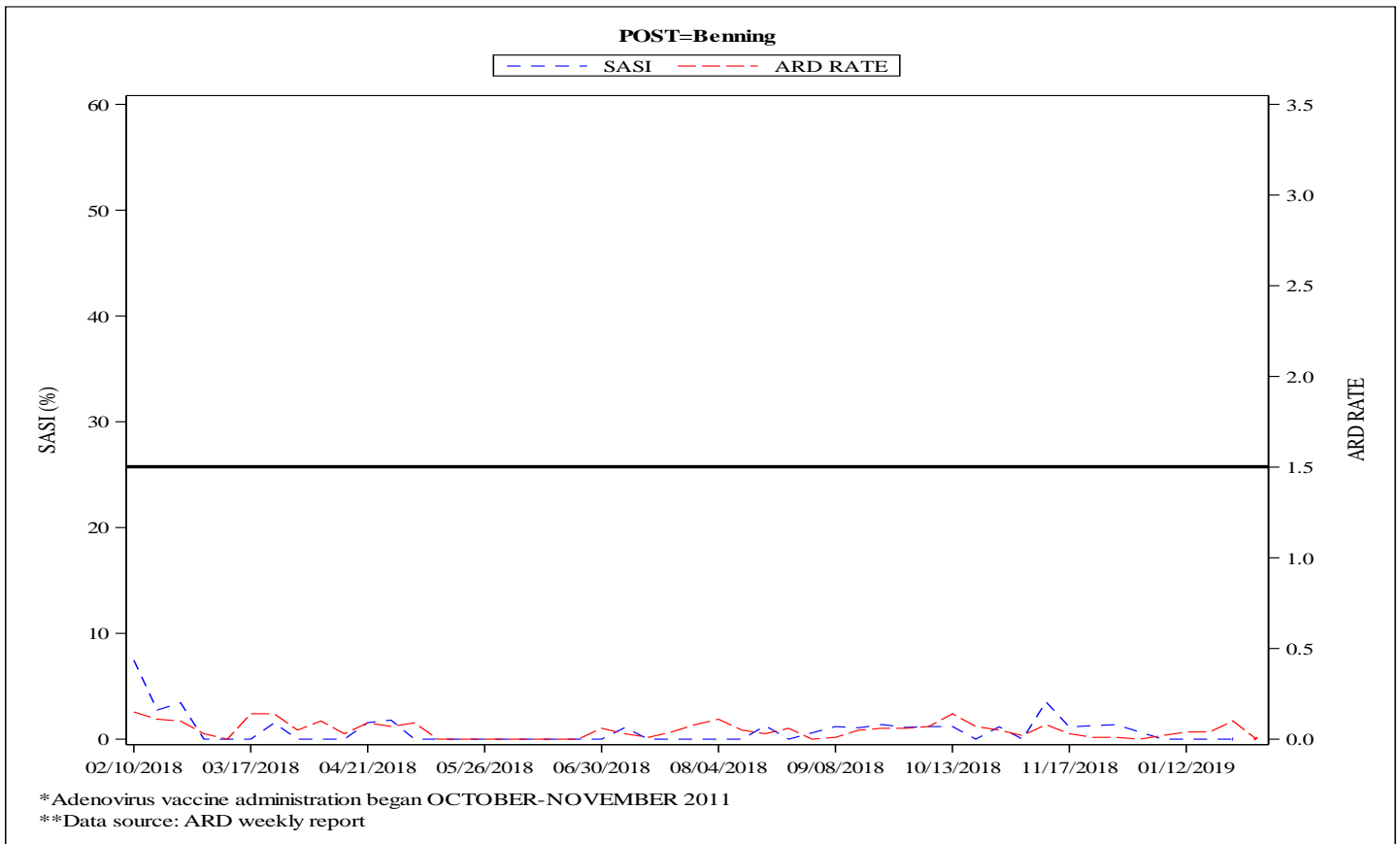
Strep-ARD Surveillance Index (SASI)=(ARD Rate\*Strep Rate)

Strep Testing Compliance (STC) =% of ARD cases tested for Strep at each site (those sites highlighted red are at less than 60% compliance)

**NOTE: All installations have achieved full ADV coverage.**

	ARD Rate	SASI	STC
Benning	N/A	N/A	N/A
Leonard Wood	0.21 (D)	3.48 (D)	50%
Jackson	0.11 (I)	0.00 (I)	83%
Sill	0.03 (N)	0.00 (I)	100%

Summary comparison to previous week  
I = Increase D = Decrease N = No Change N/A = No cases



Males			
Unit Strength	ARD Cases	Strep Test Done	Strep Positive
7179	0	0	0

Females			
Unit Strength	ARD Cases	Strep Test Done	Strep Positive
54	0	0	0



# DISEASE EPIDEMIOLOGY PROGRAM Acute Respiratory Disease Surveillance Summary

**Ft Leonard Wood: 01 February 2018 – 02 February 2019**

**DEFINITIONS:**

ARD Rate=(ARD cases/Trainees) \*100

ADV = Adenovirus

Strep Rate=(Strep Cultures (+)/Cultures) \*100

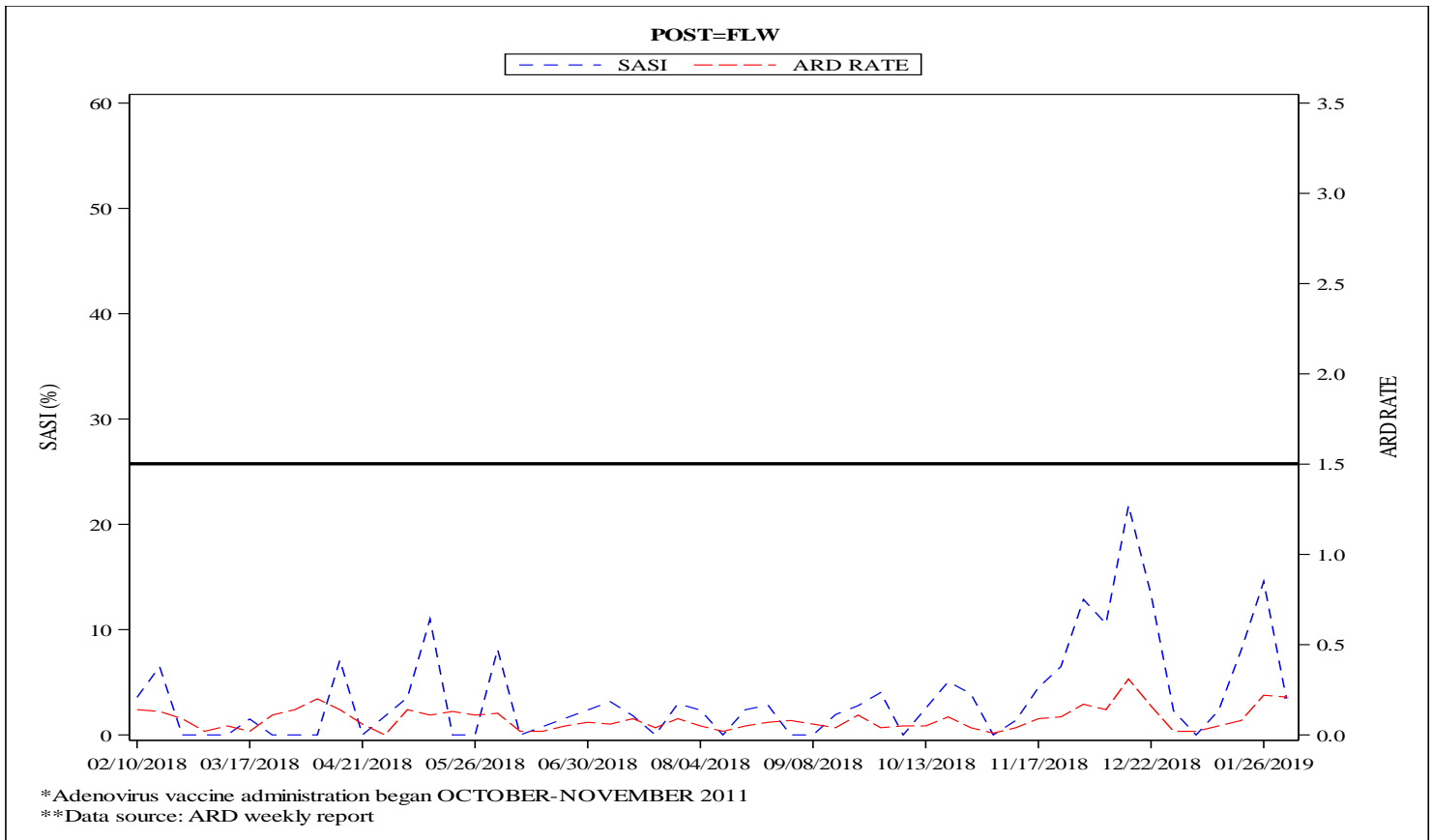
Strep-ARD Surveillance Index (SASI)=(ARD Rate\*Strep Rate)

Strep Testing Compliance (STC) =% of ARD cases tested for Strep at each site (those sites highlighted red are at less than 60% compliance)

**NOTE: All installations have achieved full ADV coverage.**

	ARD Rate	SASI	STC
Benning	N/A	N/A	N/A
Leonard Wood	0.21 (D)	3.48 (D)	50%
Jackson	0.11 (I)	0.00 (I)	83%
Sill	0.03 (N)	0.00 (I)	100%

Summary comparison to previous week  
I = Increase D = Decrease N = No Change N/A = No cases



Males			
Unit Strength	ARD Cases	Strep Test Done	Strep Positive
4446	11	6	1

Females			
Unit Strength	ARD Cases	Strep Test Done	Strep Positive
1299	1	0	0



# DISEASE EPIDEMIOLOGY PROGRAM Acute Respiratory Disease Surveillance Summary

**Ft Jackson: 01 February 2018 – 02 February 2019**

**DEFINITIONS:**

ARD Rate=(ARD cases/Trainees) \*100

ADV = Adenovirus

Strep Rate=(Strep Cultures (+)/Cultures) \*100

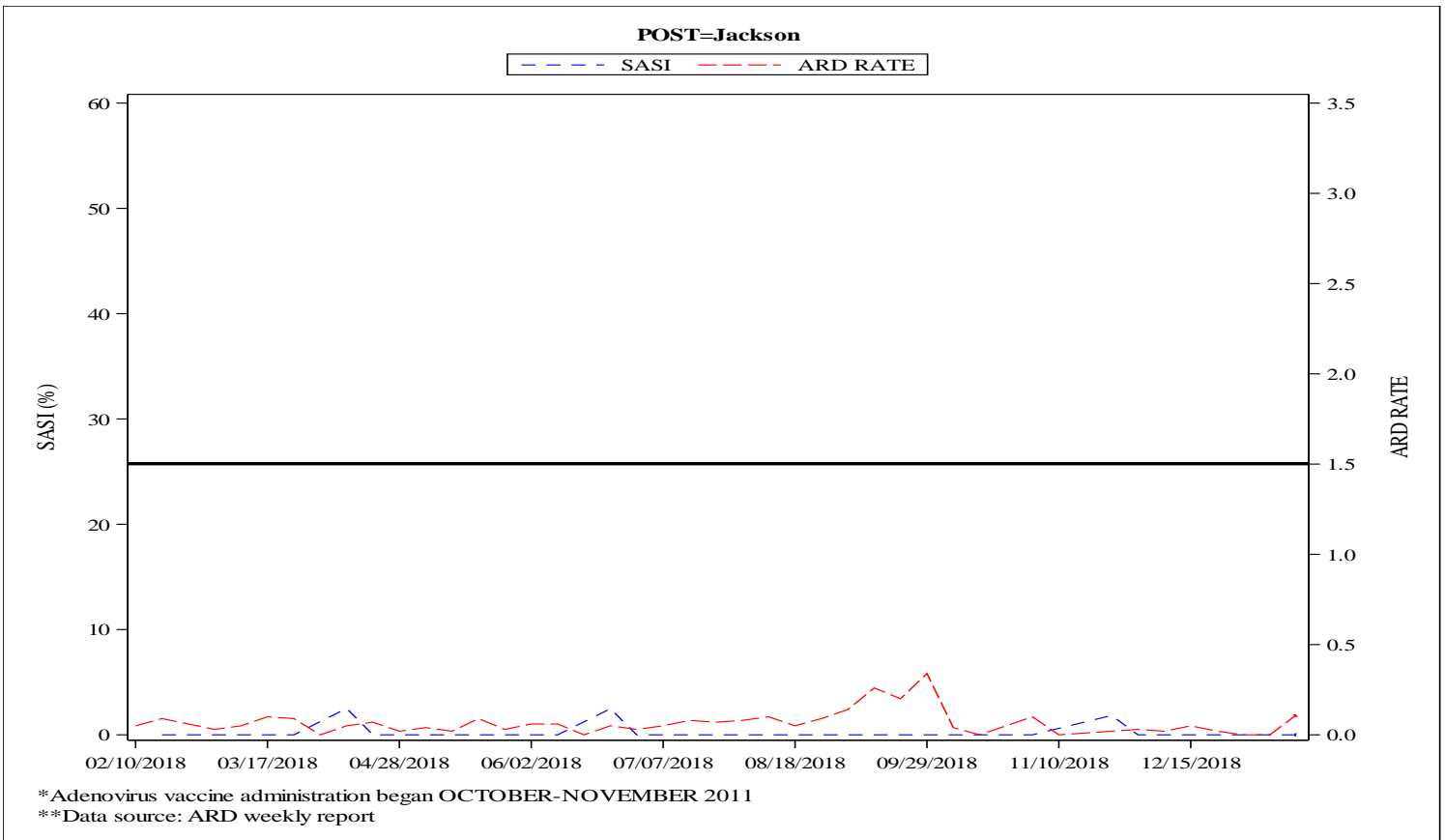
Strep-ARD Surveillance Index (SASI)=(ARD Rate\*Strep Rate)

Strep Testing Compliance (STC) =% of ARD cases tested for Strep at each site (those sites highlighted red are at less than 60% compliance)

**NOTE: All installations have achieved full ADV coverage.**

	ARD Rate	SASI	STC
Benning	N/A	N/A	N/A
Leonard Wood	0.21 (D)	3.48 (D)	50%
Jackson	0.11 (I)	0.00 (I)	83%
Sill	0.03 (N)	0.00 (I)	100%

Summary comparison to previous week  
I = Increase D = Decrease N = No Change N/A = No cases



Males			
Unit Strength	ARD Cases	Strep Test Done	Strep Positive
4048	5	4	0

Females			
Unit Strength	ARD Cases	Strep Test Done	Strep Positive
1663	1	1	0



# DISEASE EPIDEMIOLOGY PROGRAM Acute Respiratory Disease Surveillance Summary

**Ft Sill: 01 February 2018 – 02 February 2019**

**DEFINITIONS:**

ARD Rate=(ARD cases/Trainees) \*100

ADV = Adenovirus

Strep Rate=(Strep Cultures (+)/Cultures) \*100

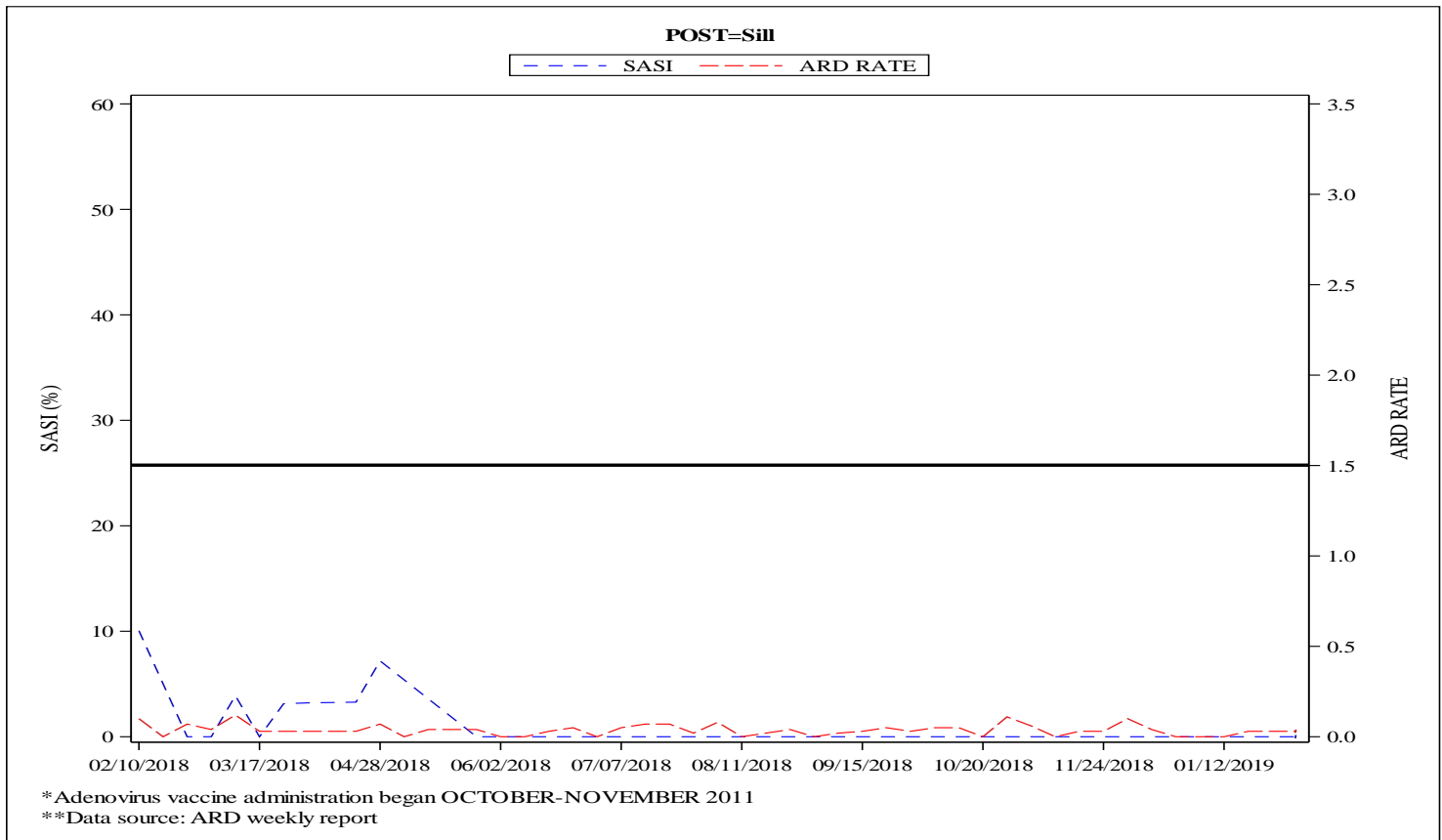
Strep-ARD Surveillance Index (SASI)=(ARD Rate\*Strep Rate)

Strep Testing Compliance (STC) =% of ARD cases tested for Strep at each site  
(those sites highlighted red are at less than 60% compliance)

**NOTE: All installations have achieved full ADV coverage.**

	ARD Rate	SASI	STC
Benning	N/A	N/A	N/A
Leonard Wood	0.21 (D)	3.48 (D)	50%
Jackson	0.11 (I)	0.00 (I)	83%
Sill	0.03 (N)	0.00 (I)	100%

Summary comparison to previous week  
I = Increase D = Decrease N = No Change N/A = No cases



Males			
Unit Strength	ARD Cases	Strep Test Done	Strep Positive
2285	1	1	0

Females			
Unit Strength	ARD Cases	Strep Test Done	Strep Positive
842	0	0	0