



DISEASE EPIDEMIOLOGY PROGRAM Acute Respiratory Disease Surveillance Summary

Ft Benning: 4 October 2018 – 5 October 2019

DEFINITIONS:

ARD Rate=(ARD cases/Trainees) *100

ADV = Adenovirus

Strep Rate=(Strep Cultures (+)/Cultures) *100

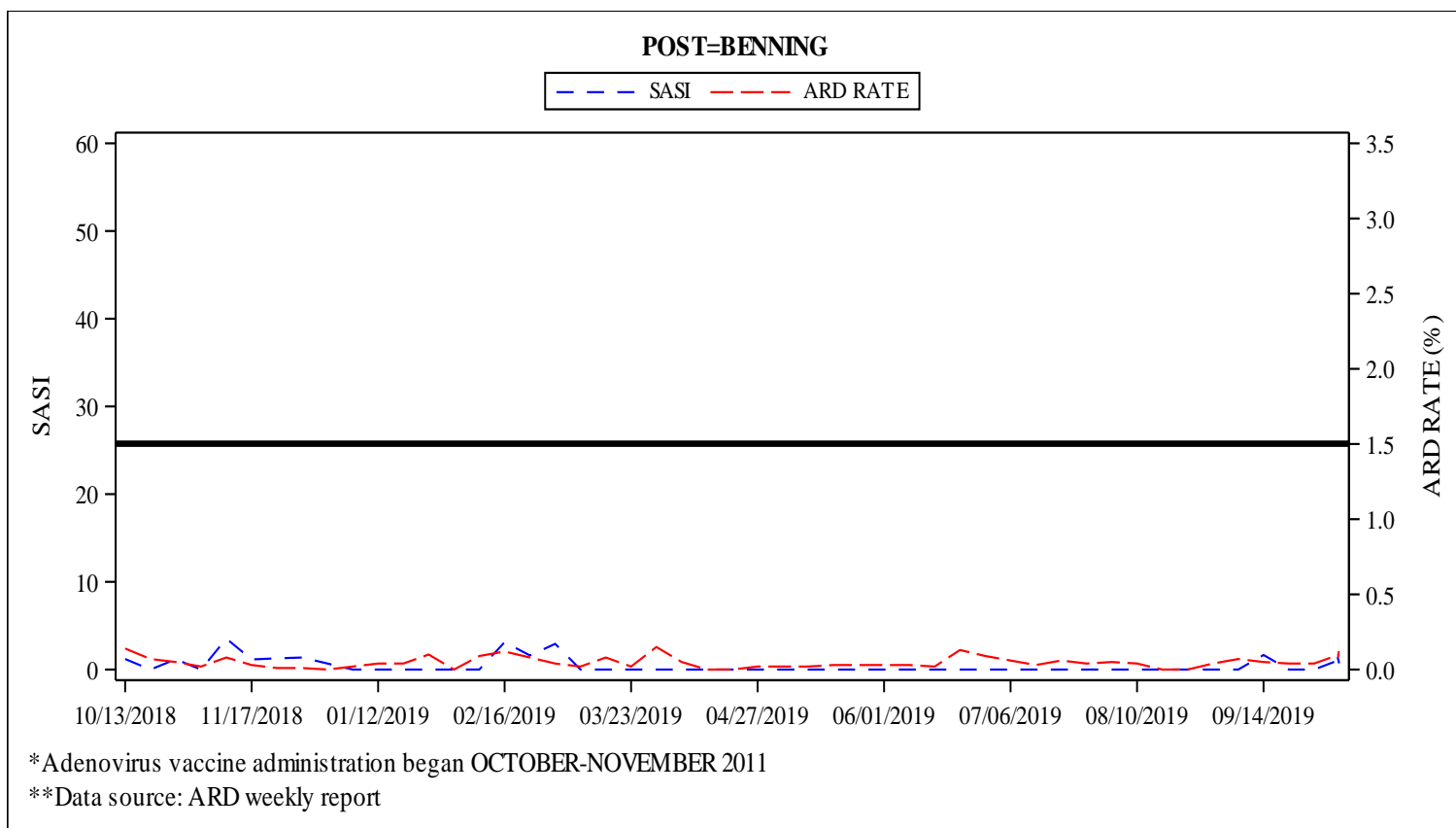
Strep-ARD Surveillance Index (SASI)=(ARD Rate*Strep Rate)

Strep Testing Compliance (STC) =% of ARD cases tested for Strep at each site (those sites highlighted red are at less than 60% compliance)

NOTE: All installations have achieved full ADV coverage.

	ARD Rate	SASI	STC
Benning	0.10 (I)	1.10 (I)	90%
Leonard Wood	0.01 (D)	0.00 (D)	100%
Jackson	0.07 (I)	0.00 (N)	50%
Sill	0.10 (I)	0.00 (N)	50%

Summary comparison to previous week
I = Increase D = Decrease N = No Change N/A = Undefined



Males			
Unit Strength	ARD Cases	Strep Test Done	Strep Positive
9998	10	9	1

Females			
Unit Strength	ARD Cases	Strep Test Done	Strep Positive
133	0	0	0



DISEASE EPIDEMIOLOGY PROGRAM Acute Respiratory Disease Surveillance Summary

Ft Leonard Wood: 4 October 2018 – 5 October 2019

DEFINITIONS:

ARD Rate=(ARD cases/Trainees) *100

ADV = Adenovirus

Strep Rate=(Strep Cultures (+)/Cultures) *100

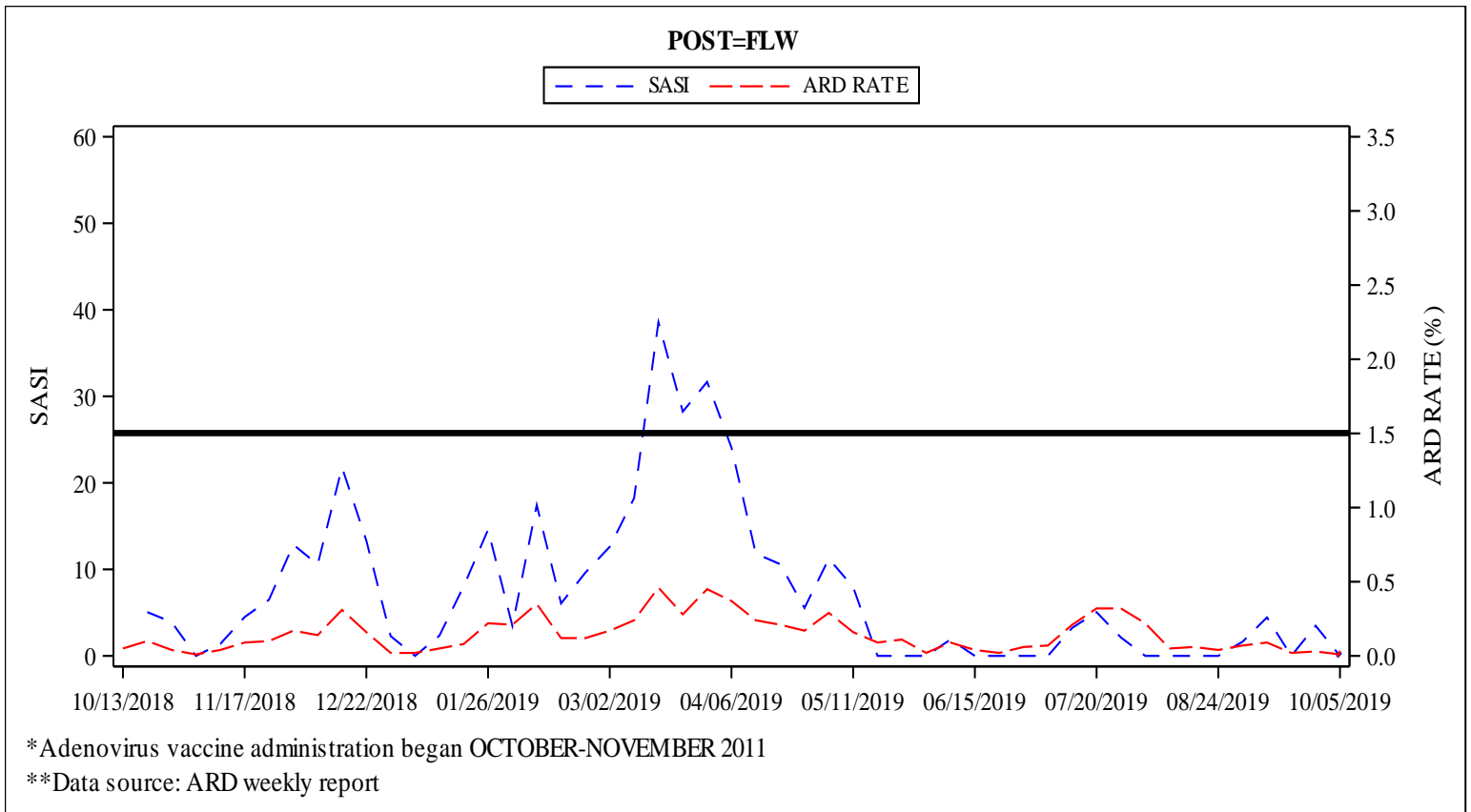
Strep-ARD Surveillance Index (SASI)=(ARD Rate*Strep Rate)

Strep Testing Compliance (STC) =% of ARD cases tested for Strep at each site (those sites highlighted red are at less than 60% compliance)

NOTE: All installations have achieved full ADV coverage.

	ARD Rate	SASI	STC
Benning	0.10 (I)	1.10 (I)	90%
Leonard Wood	0.01 (D)	0.00 (D)	100%
Jackson	0.07 (I)	0.00 (N)	50%
Sill	0.10 (I)	0.00 (N)	50%

Summary comparison to previous week
I = Increase D = Decrease N = No Change N/A = Undefined



Males			
Unit Strength	ARD Cases	Strep Test Done	Strep Positive
5966	1	1	0

Females			
Unit Strength	ARD Cases	Strep Test Done	Strep Positive
2295	0	0	0

If you have questions, comments or suggestions about this report, please contact us at (410) 436-4655 or [Email Disease Epidemiology](#)

APPROVED FOR PUBLIC RELEASE, DISTRIBUTION UNLIMITED



DISEASE EPIDEMIOLOGY PROGRAM Acute Respiratory Disease Surveillance Summary

Ft Jackson: 4 October 2018 – 5 October 2019

DEFINITIONS:

ARD Rate=(ARD cases/Trainees) *100

ADV = Adenovirus

Strep Rate=(Strep Cultures (+)/Cultures) *100

Strep-ARD Surveillance Index (SASI)=(ARD Rate*Strep Rate)

Strep Testing Compliance (STC) =% of ARD cases tested for Strep at each site (those sites highlighted red are at less than 60% compliance)

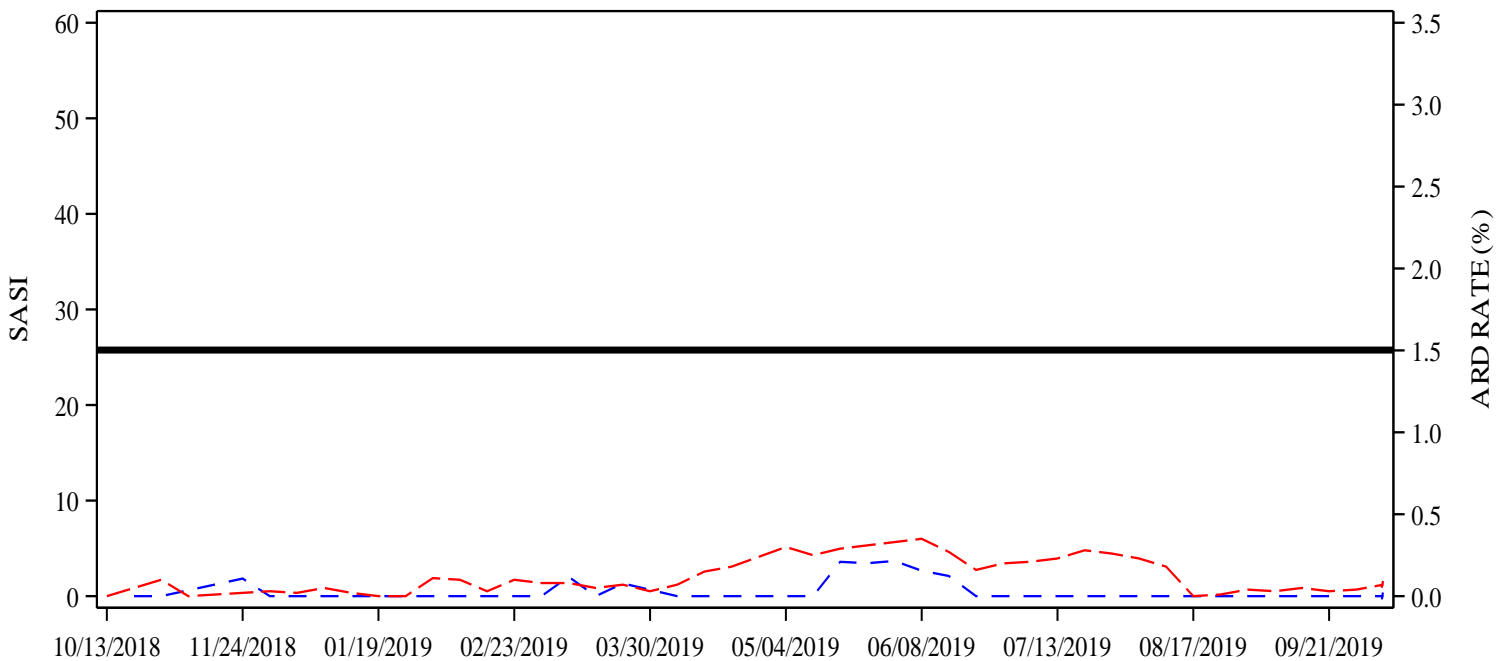
NOTE: All installations have achieved full ADV coverage.

	ARD Rate	SASI	STC
Benning	0.10 (I)	1.10 (I)	90%
Leonard Wood	0.01 (D)	0.00 (D)	100%
Jackson	0.07 (I)	0.00 (N)	50%
Sill	0.10 (I)	0.00 (N)	50%

Summary comparison to previous week
I = Increase D = Decrease N = No Change N/A = Undefined

POST-JACKSON

--- SASI --- ARD RATE



*Adenovirus vaccine administration began OCTOBER-NOVEMBER 2011

**Data source: ARD weekly report

Males			
Unit Strength	ARD Cases	Strep Test Done	Strep Positive
7464	4	0	0

Females			
Unit Strength	ARD Cases	Strep Test Done	Strep Positive
3635	4	4	0



DISEASE EPIDEMIOLOGY PROGRAM Acute Respiratory Disease Surveillance Summary

Ft Sill: 4 October 2018 – 5 October 2019

DEFINITIONS:

ARD Rate=(ARD cases/Trainees) *100

ADV = Adenovirus

Strep Rate=(Strep Cultures (+)/Cultures) *100

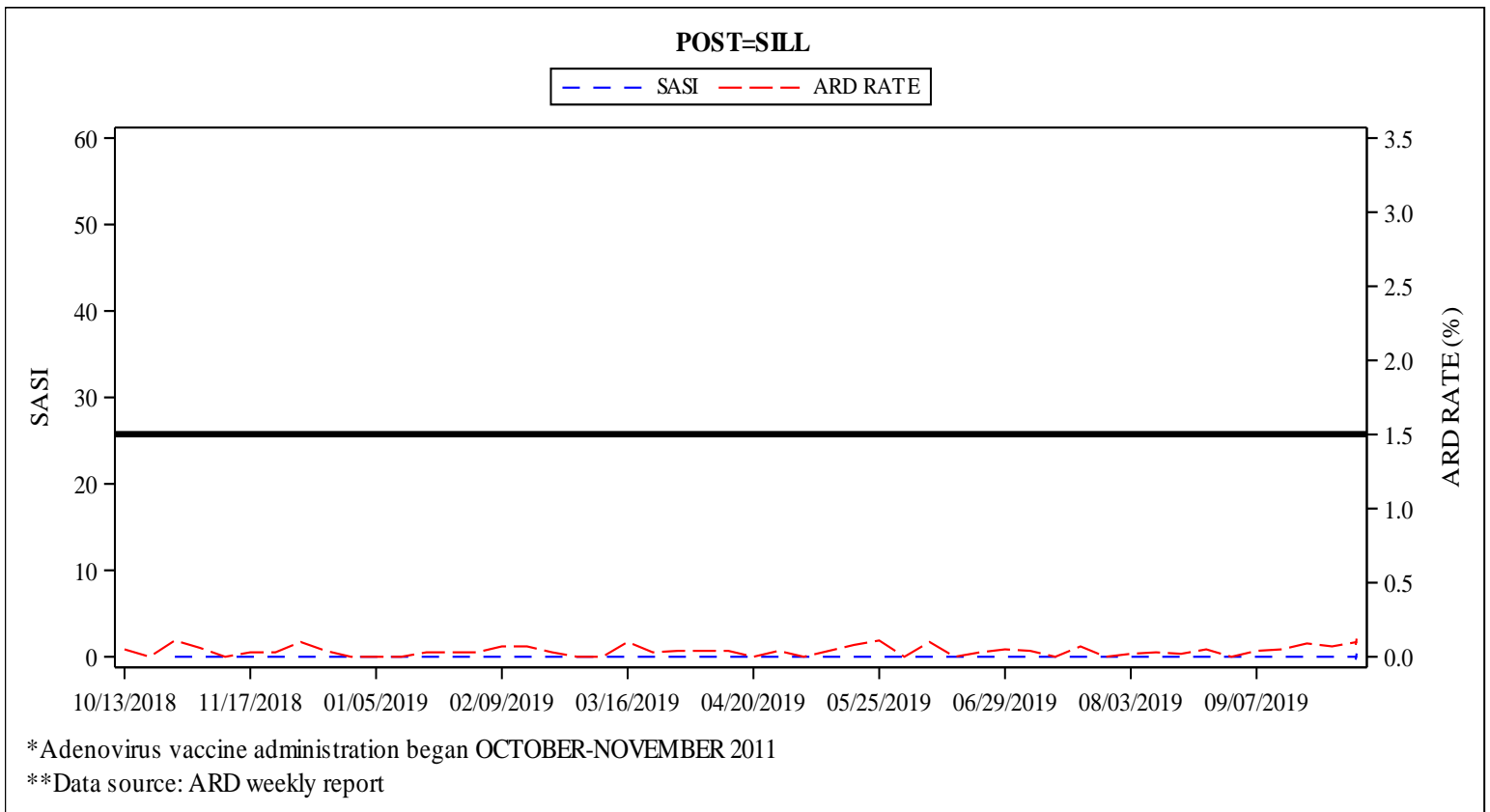
Strep-ARD Surveillance Index (SASI)=(ARD Rate*Strep Rate)

Strep Testing Compliance (STC) =% of ARD cases tested for Strep at each site (those sites highlighted red are at less than 60% compliance)

NOTE: All installations have achieved full ADV coverage.

	ARD Rate	SASI	STC
Benning	0.10 (I)	1.10 (I)	90%
Leonard Wood	0.01 (D)	0.00 (D)	100%
Jackson	0.07 (I)	0.00 (N)	50%
Sill	0.10 (I)	0.00 (N)	50%

Summary comparison to previous week
I = Increase D = Decrease N = No Change N/A = Undefined



Males			
Unit Strength	ARD Cases	Strep Test Done	Strep Positive
2860	4	2	0

Females			
Unit Strength	ARD Cases	Strep Test Done	Strep Positive
1125	0	0	0