



# DISEASE EPIDEMIOLOGY PROGRAM Acute Respiratory Disease Surveillance Summary

**Ft Benning: 05 April 2018 – 06 April 2019**

**DEFINITIONS:**

ARD Rate=(ARD cases/Trainees) \*100

ADV = Adenovirus

Strep Rate=(Strep Cultures (+)/Cultures) \*100

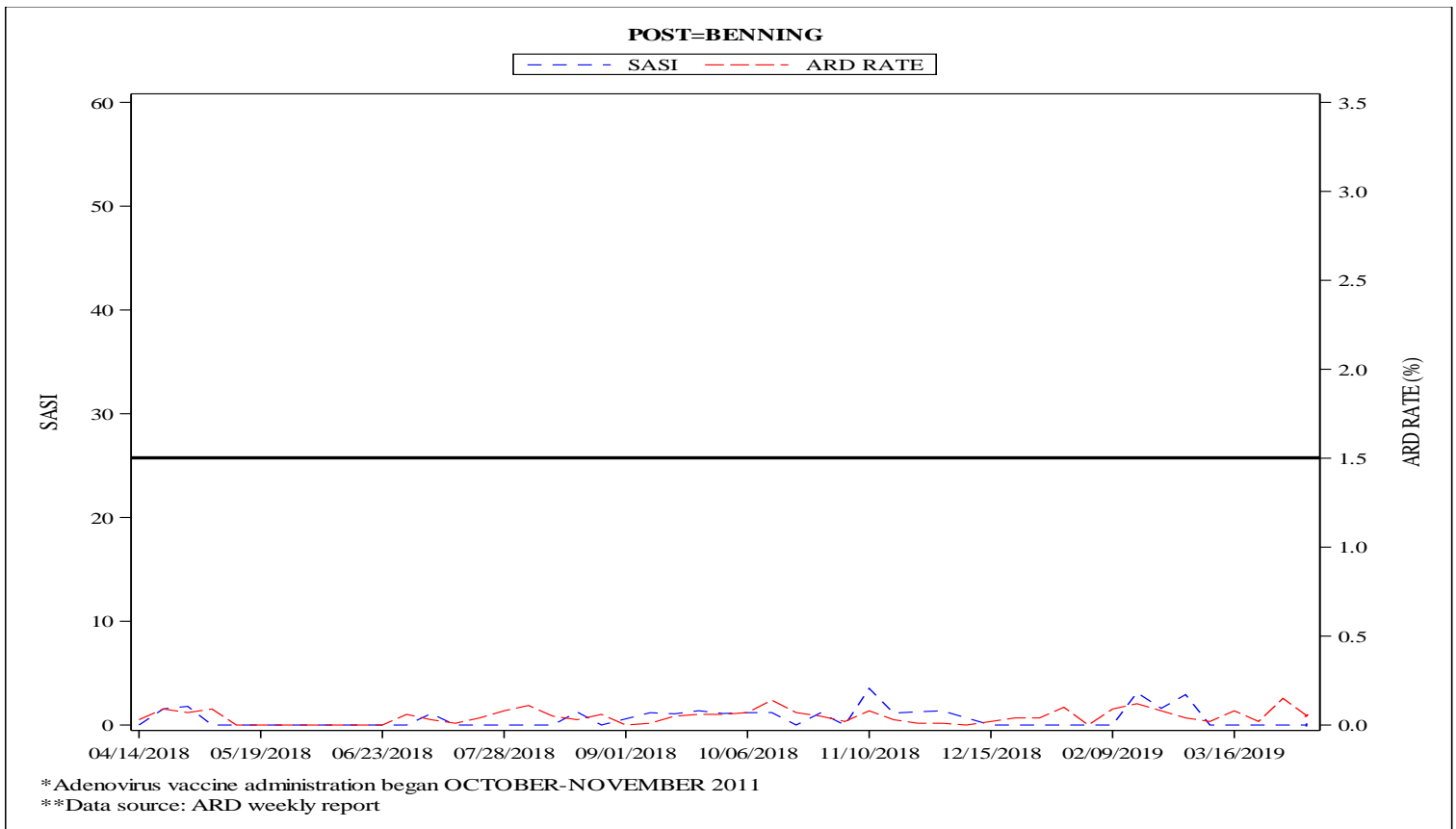
Strep-ARD Surveillance Index (SASI)=(ARD Rate\*Strep Rate)

Strep Testing Compliance (STC) =% of ARD cases tested for Strep at each site (those sites highlighted red are at less than 60% compliance)

**NOTE: All installations have achieved full ADV coverage.**

	ARD Rate	SASI	STC
Benning	0.05 (D)	0.00 (N)	67%
Leonard Wood	0.37 (D)	23.81 (D)	74%
Jackson	0.07 (D)	1.46 (I)	83%
Sill	0.04 (I)	0.00 (I)	100%

Summary comparison to previous week  
I = Increase D = Decrease N = No Change N/A = No cases



Males			
Unit Strength	ARD Cases	Strep Test Done	Strep Positive
6499	3	2	0

Females			
Unit Strength	ARD Cases	Strep Test Done	Strep Positive
63	0	0	0



# DISEASE EPIDEMIOLOGY PROGRAM Acute Respiratory Disease Surveillance Summary

**Ft Leonard Wood: 05 April 2018 – 06 April 2019**

**DEFINITIONS:**

ARD Rate=(ARD cases/Trainees) \*100

ADV = Adenovirus

Strep Rate=(Strep Cultures (+)/Cultures) \*100

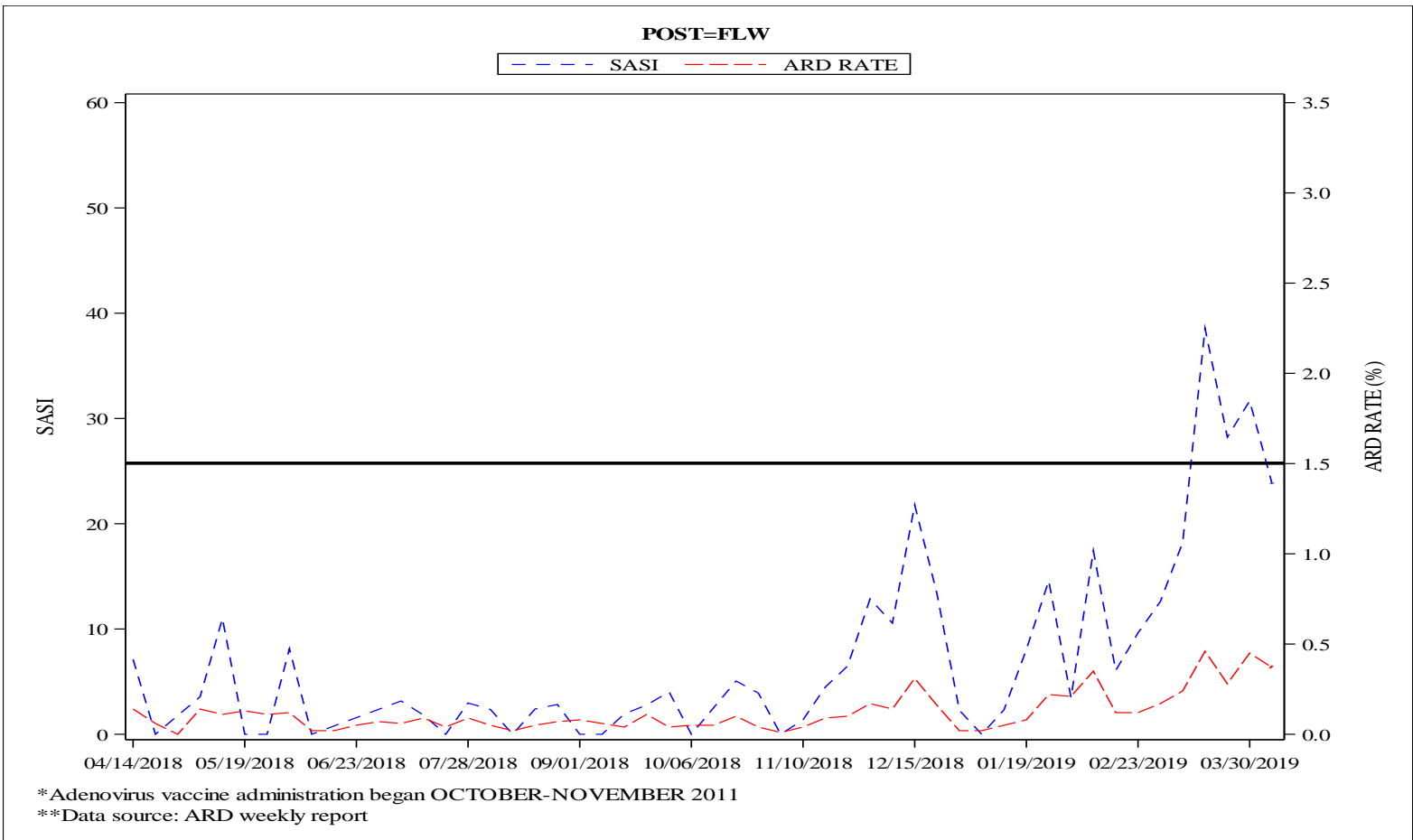
Strep-ARD Surveillance Index (SASI)=(ARD Rate\*Strep Rate)

Strep Testing Compliance (STC) =% of ARD cases tested for Strep at each site (those sites highlighted red are at less than 60% compliance)

**NOTE: All installations have achieved full ADV coverage.**

	ARD Rate	SASI	STC
Benning	0.05 (D)	0.00 (N)	67%
Leonard Wood	0.37 (D)	23.81 (D)	74%
Jackson	0.07 (D)	1.46 (I)	83%
Sill	0.04 (I)	0.00 (I)	100%

Summary comparison to previous week  
I = Increase D = Decrease N = No Change N/A = No cases



Males			
Unit Strength	ARD Cases	Strep Test Done	Strep Positive
4785	19	14	11

Females			
Unit Strength	ARD Cases	Strep Test Done	Strep Positive
1466	4	3	0



# DISEASE EPIDEMIOLOGY PROGRAM Acute Respiratory Disease Surveillance Summary

**Ft Jackson: 05 April 2018 – 06 April 2019**

**DEFINITIONS:**

ARD Rate=(ARD cases/Trainees) \*100

ADV = Adenovirus

Strep Rate=(Strep Cultures (+)/Cultures) \*100

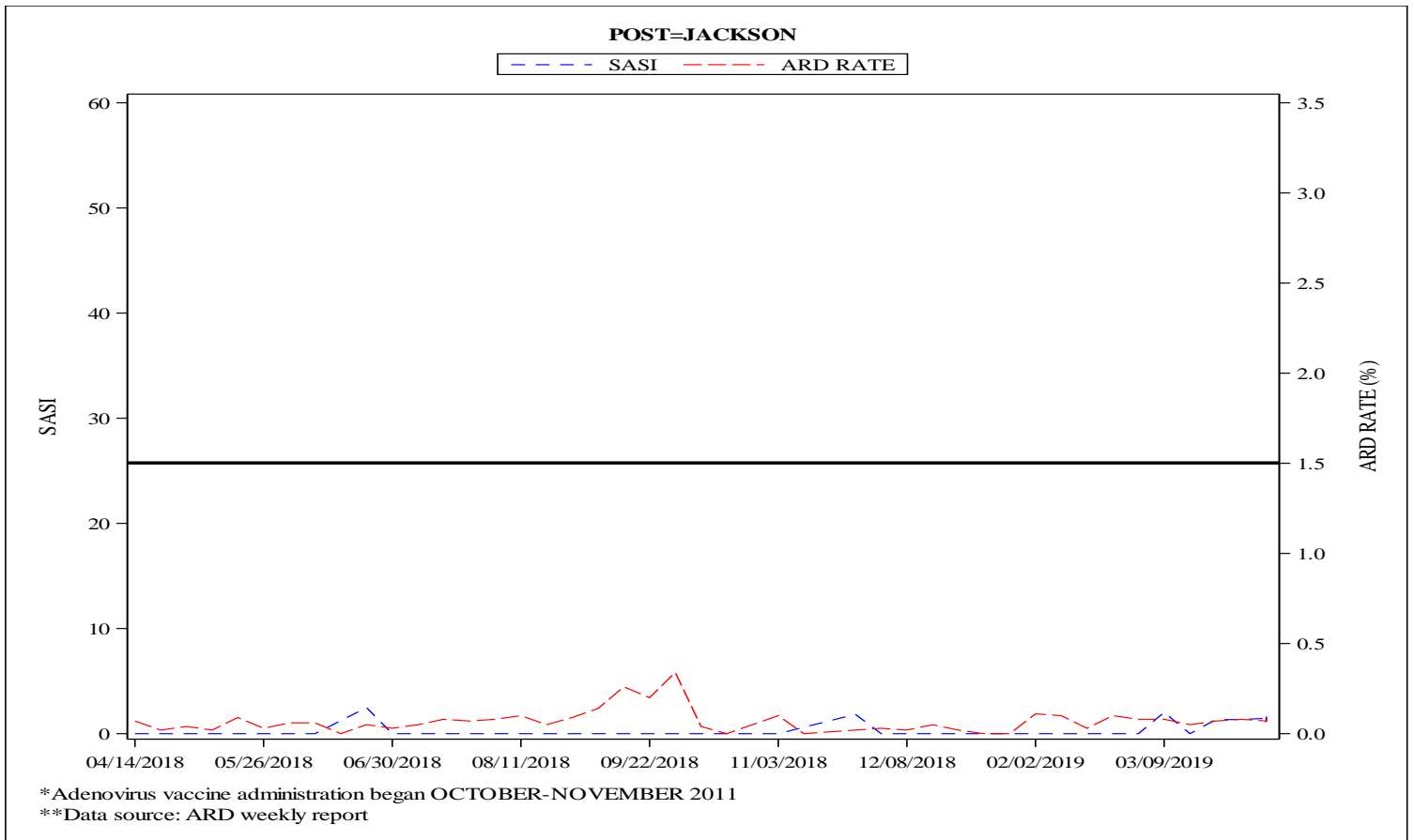
Strep-ARD Surveillance Index (SASI)=(ARD Rate\*Strep Rate)

Strep Testing Compliance (STC) =% of ARD cases tested for Strep at each site (those sites highlighted red are at less than 60% compliance)

**NOTE: All installations have achieved full ADV coverage.**

	ARD Rate	SASI	STC
Benning	0.05 (D)	0.00 (N)	67%
Leonard Wood	0.37 (D)	23.81 (D)	74%
Jackson	0.07 (D)	1.46 (I)	83%
Sill	0.04 (I)	0.00 (I)	100%

Summary comparison to previous week  
I = Increase D = Decrease N = No Change N/A = No cases



Males			
Unit Strength	ARD Cases	Strep Test Done	Strep Positive
5827	4	3	1

Females			
Unit Strength	ARD Cases	Strep Test Done	Strep Positive
2399	2	2	0



# DISEASE EPIDEMIOLOGY PROGRAM Acute Respiratory Disease Surveillance Summary

**Ft Sill: 05 April 2018 – 06 April 2019**

**DEFINITIONS:**

ARD Rate=(ARD cases/Trainees) \*100

ADV = Adenovirus

Strep Rate=(Strep Cultures (+)/Cultures) \*100

Strep-ARD Surveillance Index (SASI)=(ARD Rate\*Strep Rate)

Strep Testing Compliance (STC) =% of ARD cases tested for Strep at each site (those sites highlighted red are at less than 60% compliance)

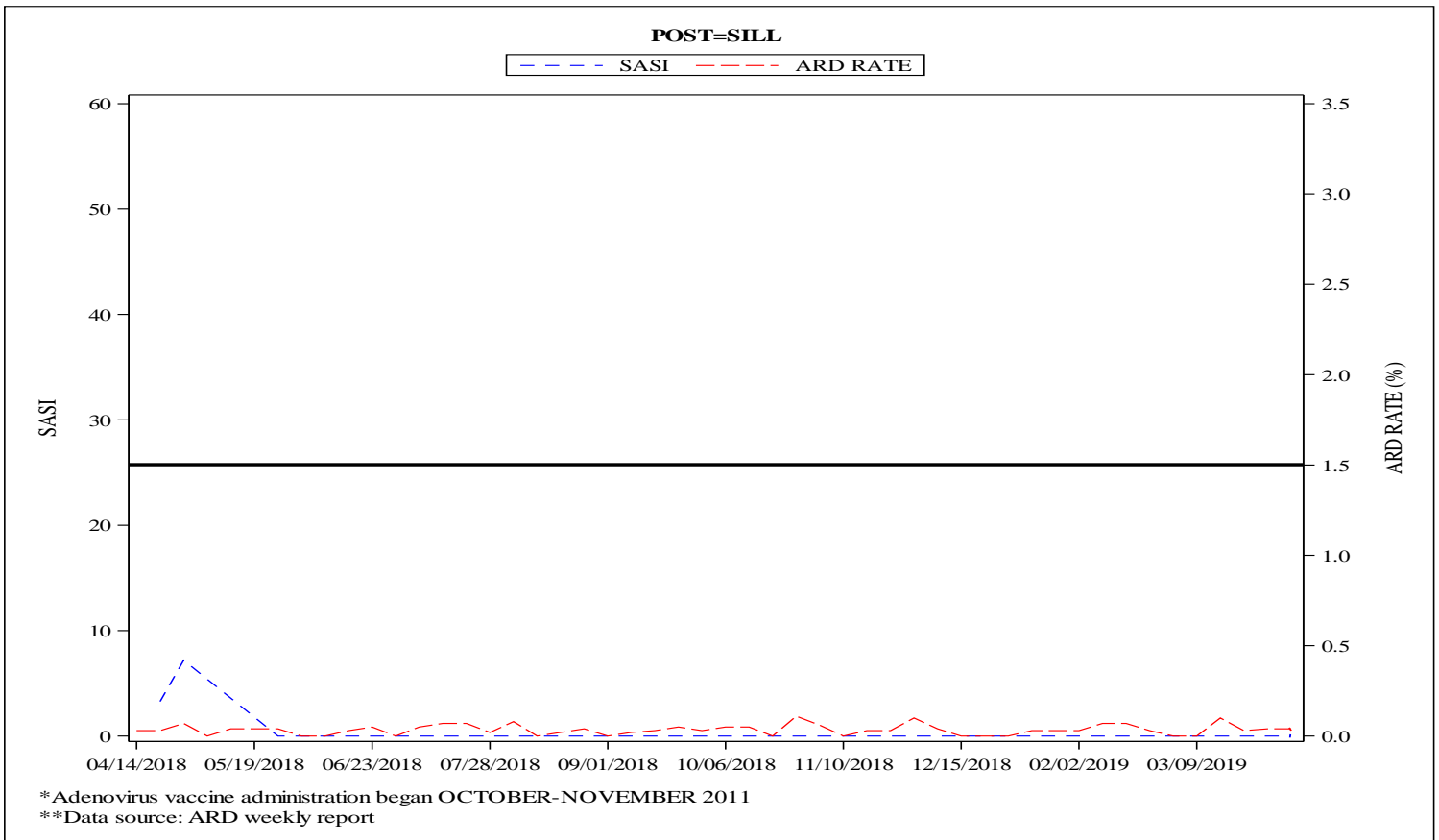
**NOTE: All installations have achieved full ADV coverage.**

	ARD Rate	SASI	STC
Benning	0.05 (D)	0.00 (N)	67%
Leonard Wood	0.37 (D)	23.81 (D)	74%
Jackson	0.07 (D)	1.46 (I)	83%
Sill	0.04 (I)	0.00 (I)	100%

Summary comparison to previous week

I = Increase D = Decrease N = No Change N/A = No cases

**POST-SILL**



Males			
Unit Strength	ARD Cases	Strep Test Done	Strep Positive
1895	0	0	0

Females			
Unit Strength	ARD Cases	Strep Test Done	Strep Positive
696	1	1	0