



# DISEASE EPIDEMIOLOGY PROGRAM Acute Respiratory Disease Surveillance Summary

**Ft Benning: 07 June 2018 – 08 June 2019**

**DEFINITIONS:**

ARD Rate=(ARD cases/Trainees) \*100

ADV = Adenovirus

Strep Rate=(Strep Cultures (+)/Cultures) \*100

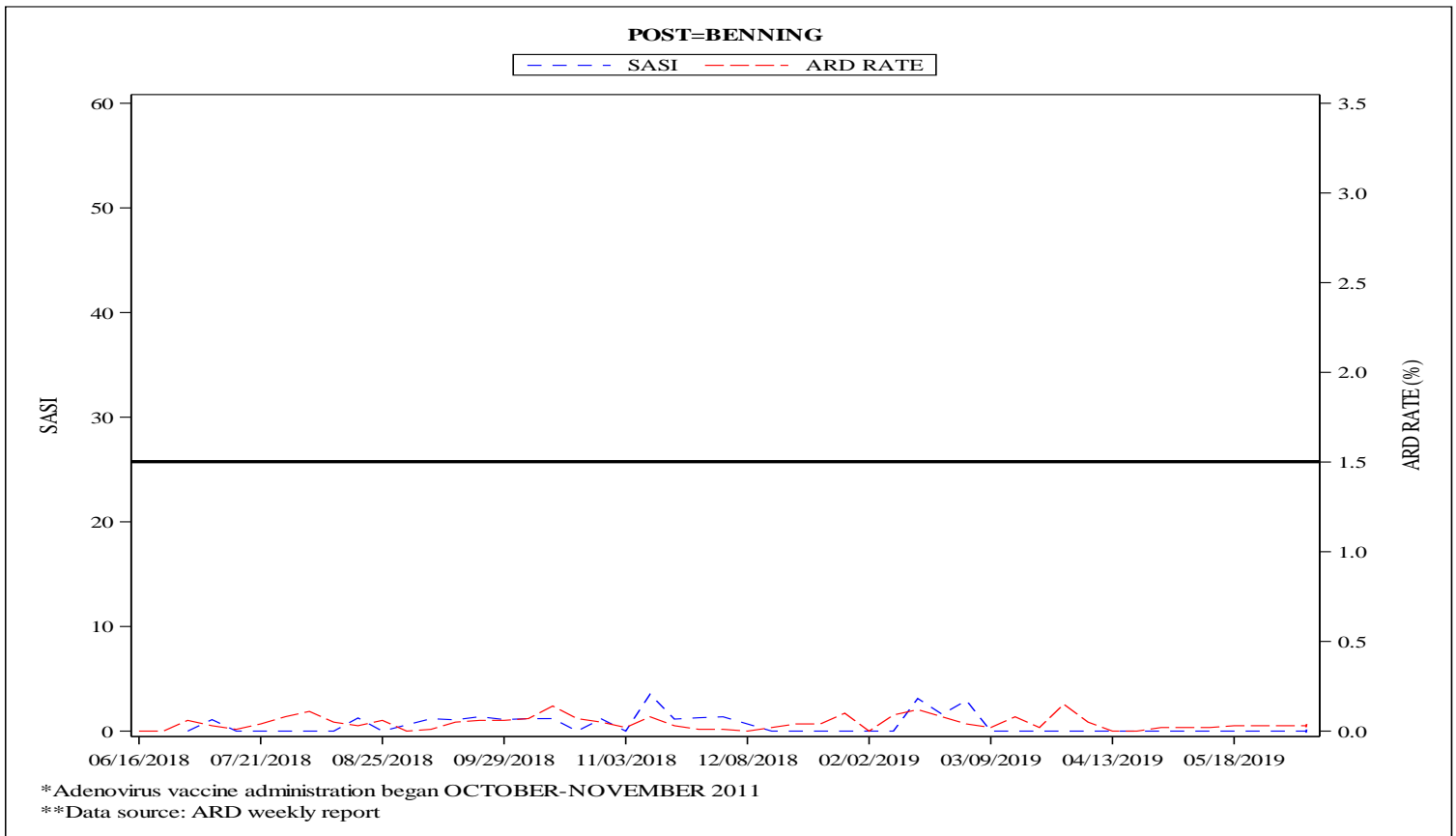
Strep-ARD Surveillance Index (SASI)=(ARD Rate\*Strep Rate)

Strep Testing Compliance (STC) =% of ARD cases tested for Strep at each site (those sites highlighted red are at less than 60% compliance)

**NOTE: All installations have achieved full ADV coverage.**

	ARD Rate	SASI	STC
Benning	0.03 (N)	0.00 (N)	100%
Leonard Wood	0.09 (I)	1.89 (I)	83%
Jackson	0.16 (D)	3.21 (D)	45%
Sill	0.10 (I)	0.00 (N)	33%

Summary comparison to previous week  
I = Increase D = Decrease N = No Change N/A = No cases



Males			
Unit Strength	ARD Cases	Strep Test Done	Strep Positive
6933	2	2	0

Females			
Unit Strength	ARD Cases	Strep Test Done	Strep Positive
48	0	0	0



# DISEASE EPIDEMIOLOGY PROGRAM Acute Respiratory Disease Surveillance Summary

**Ft Leonard Wood: 07 June 2018 – 08 June 2019**

**DEFINITIONS:**

ARD Rate=(ARD cases/Trainees) \*100

ADV = Adenovirus

Strep Rate=(Strep Cultures (+)/Cultures) \*100

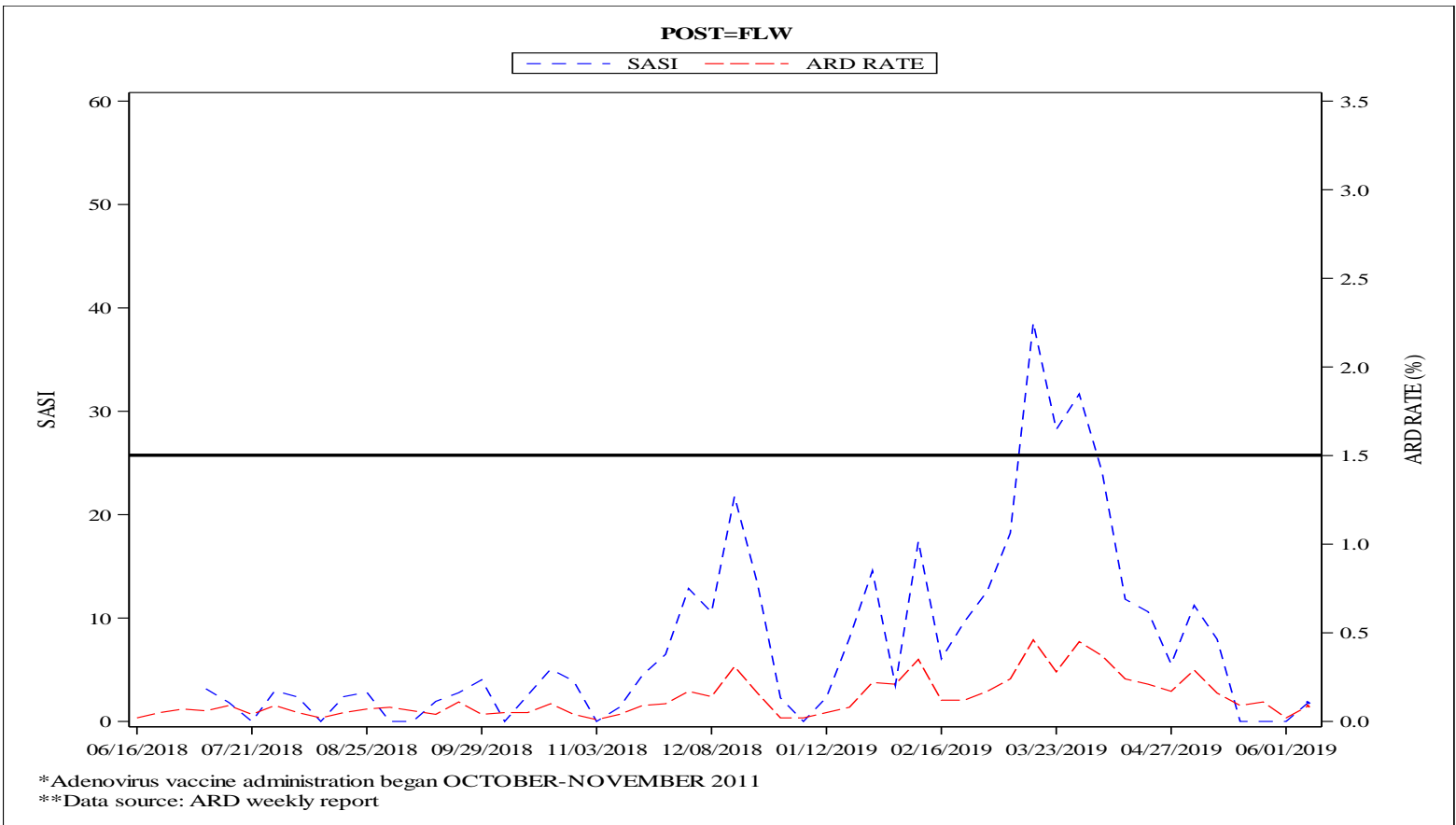
Strep-ARD Surveillance Index (SASI)=(ARD Rate\*Strep Rate)

Strep Testing Compliance (STC) =% of ARD cases tested for Strep at each site (those sites highlighted red are at less than 60% compliance)

**NOTE: All installations have achieved full ADV coverage.**

	ARD Rate	SASI	STC
Benning	0.03 (N)	0.00 (N)	100%
Leonard Wood	0.09 (I)	1.89 (I)	83%
Jackson	0.16 (D)	3.21 (D)	45%
Sill	0.10 (I)	0.00 (N)	33%

Summary comparison to previous week  
I = Increase D = Decrease N = No Change N/A = No cases



Males			
Unit Strength	ARD Cases	Strep Test Done	Strep Positive
4672	5	4	1

Females			
Unit Strength	ARD Cases	Strep Test Done	Strep Positive
1676	1	1	0

If you have questions, comments or suggestions about this report, please contact us at (410) 436-4655 or [Email Disease Epidemiology](#)

APPROVED FOR PUBLIC RELEASE, DISTRIBUTION UNLIMITED



# DISEASE EPIDEMIOLOGY PROGRAM Acute Respiratory Disease Surveillance Summary

**Ft Jackson: 07 June 2018 – 08 June 2019**

**DEFINITIONS:**

ARD Rate=(ARD cases/Trainees) \*100

ADV = Adenovirus

Strep Rate=(Strep Cultures (+)/Cultures) \*100

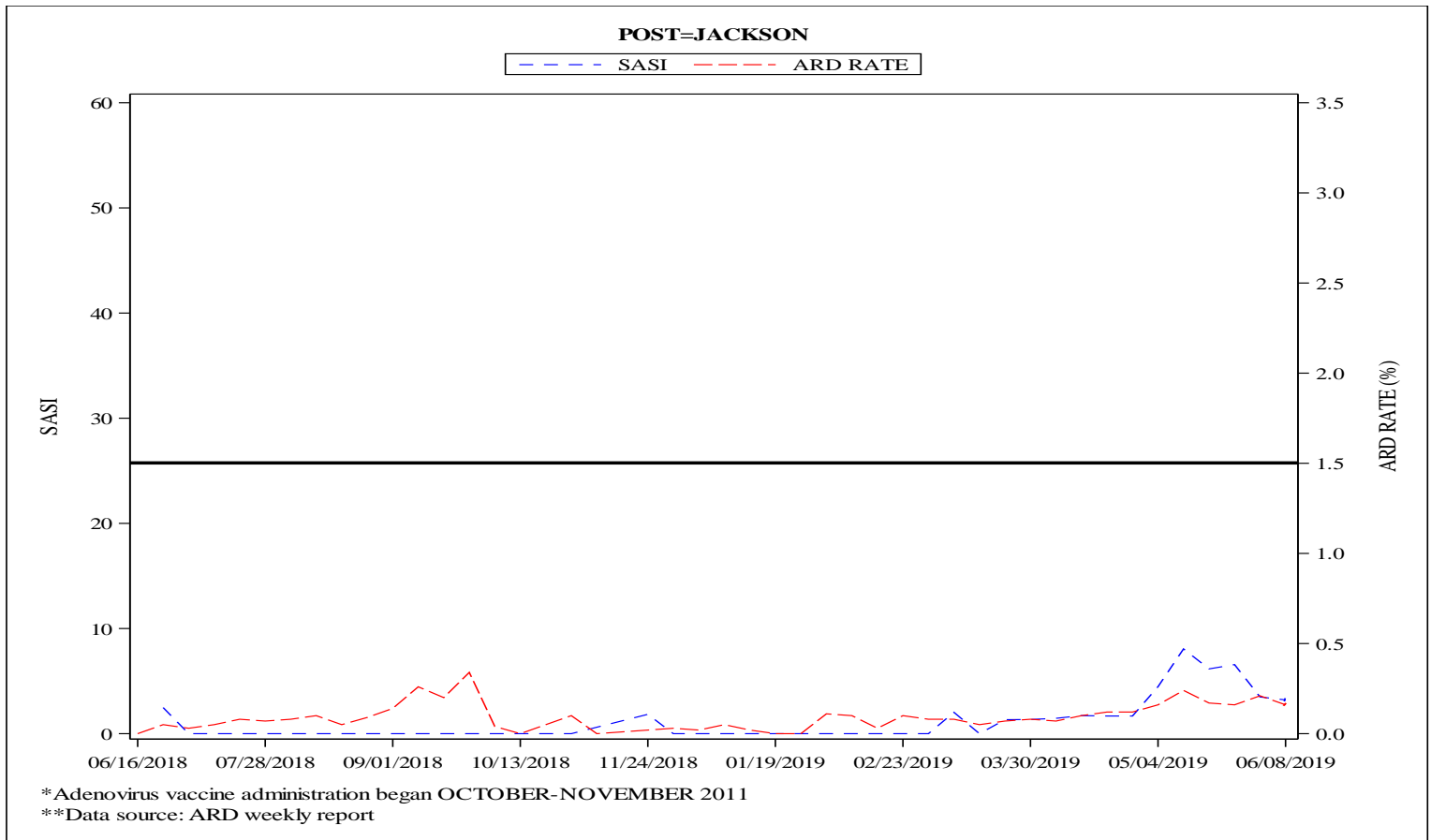
Strep-ARD Surveillance Index (SASI)=(ARD Rate\*Strep Rate)

Strep Testing Compliance (STC) =% of ARD cases tested for Strep at each site (those sites highlighted red are at less than 60% compliance)

**NOTE: All installations have achieved full ADV coverage.**

	ARD Rate	SASI	STC
Benning	0.03 (N)	0.00 (N)	100%
Leonard Wood	0.09 (I)	1.89 (I)	83%
Jackson	0.16 (D)	3.21 (D)	45%
Sill	0.10 (I)	0.00 (N)	33%

Summary comparison to previous week  
I = Increase D = Decrease N = No Change N/A = No cases



Males			
Unit Strength	ARD Cases	Strep Test Done	Strep Positive
4823	6	2	0

Females			
Unit Strength	ARD Cases	Strep Test Done	Strep Positive
2031	5	3	1



# DISEASE EPIDEMIOLOGY PROGRAM Acute Respiratory Disease Surveillance Summary

**Ft Sill: 07 June 2018 – 08 June 2019**

**DEFINITIONS:**

ARD Rate=(ARD cases/Trainees) \*100

ADV = Adenovirus

Strep Rate=(Strep Cultures (+)/Cultures) \*100

Strep-ARD Surveillance Index (SASI)=(ARD Rate\*Strep Rate)

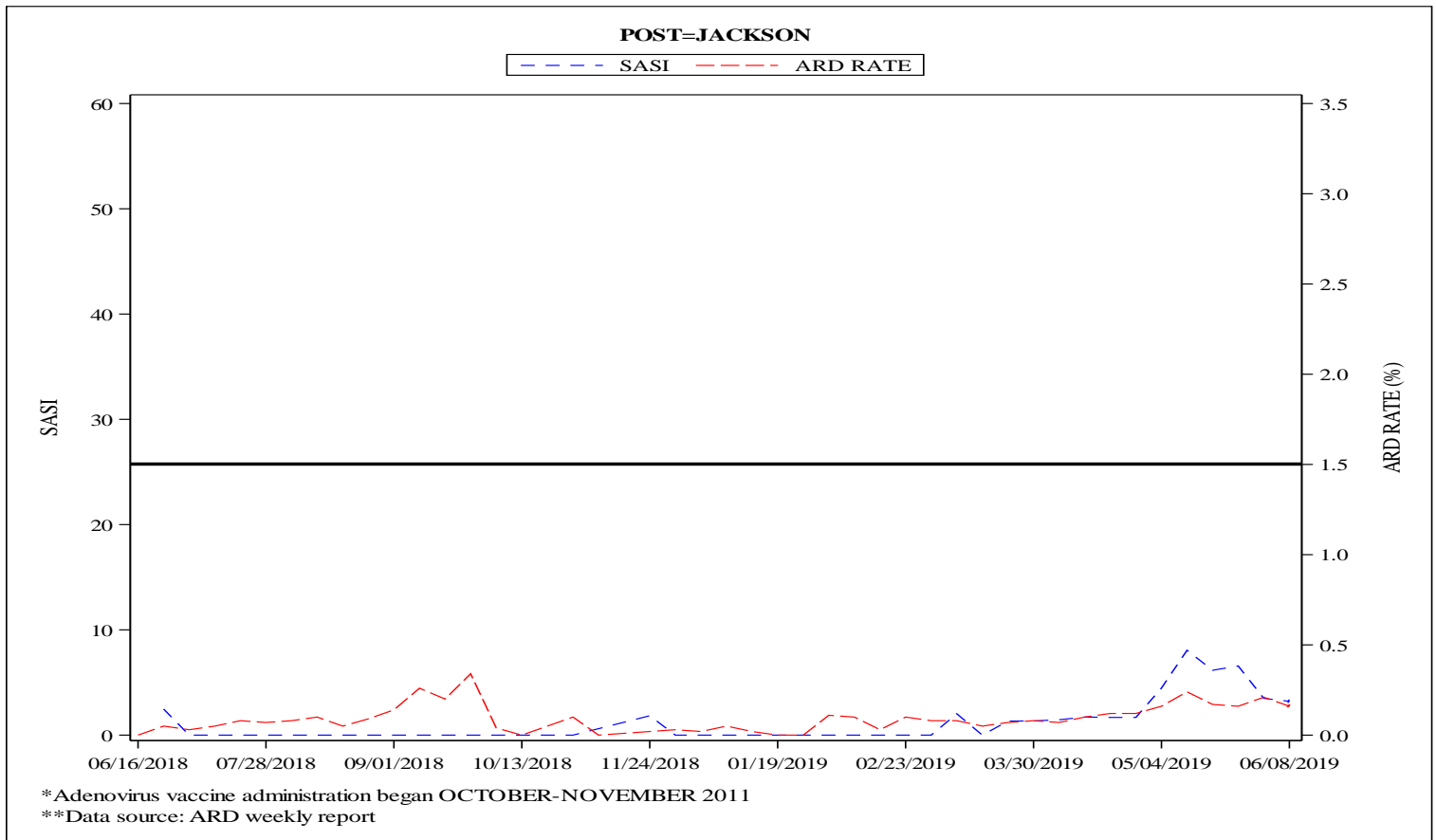
Strep Testing Compliance (STC) =% of ARD cases tested for Strep at each site (those sites highlighted red are at less than 60% compliance)

**NOTE: All installations have achieved full ADV coverage.**

	ARD Rate	SASI	STC
Benning	0.03 (N)	0.00 (N)	100%
Leonard Wood	0.09 (I)	1.89 (I)	83%
Jackson	0.16 (D)	3.21 (D)	45%
Sill	0.10 (I)	0.00 (N)	33%

Summary comparison to previous week  
I = Increase D = Decrease N = No Change N/A = No cases

**POST=JACKSON**



Males			
Unit Strength	ARD Cases	Strep Test Done	Strep Positive
2210	2	1	0

Females			
Unit Strength	ARD Cases	Strep Test Done	Strep Positive
894	1	0	0