



# DISEASE EPIDEMIOLOGY PROGRAM Acute Respiratory Disease Surveillance Summary

**Ft Benning: 09 August 2018 – 10 August 2019**

**DEFINITIONS:**

ARD Rate=(ARD cases/Trainees) \*100

ADV = Adenovirus

Strep Rate=(Strep Cultures (+)/Cultures) \*100

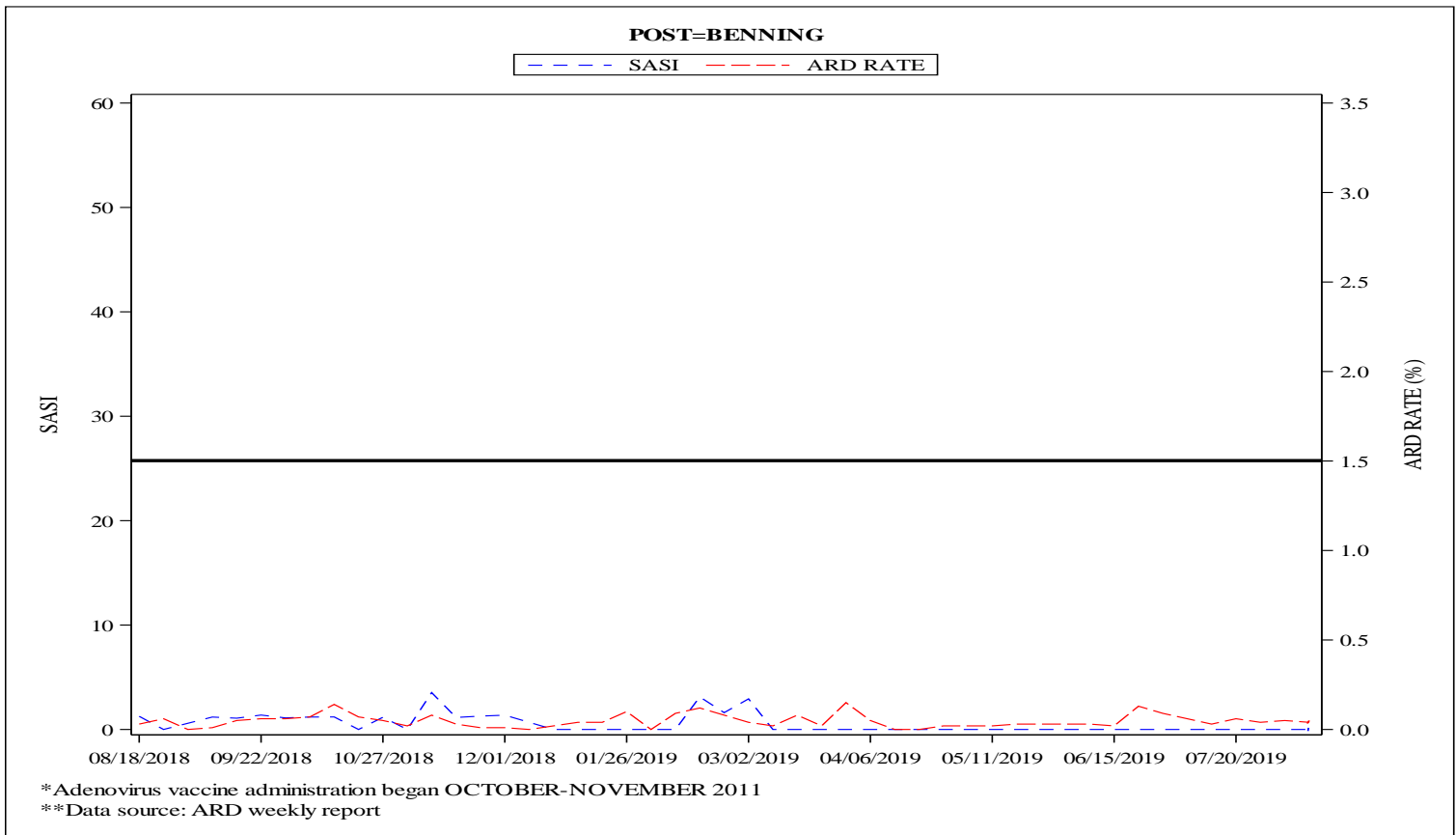
Strep-ARD Surveillance Index (SASI)=(ARD Rate\*Strep Rate)

Strep Testing Compliance (STC) =% of ARD cases tested for Strep at each site (those sites highlighted red are at less than 60% compliance)

**NOTE: All installations have achieved full ADV coverage.**

	ARD Rate	SASI	STC
Benning	0.04 (D)	0.00 (N)	100%
Leonard Wood	0.05 (D)	0.00 (N)	50%
Jackson	0.18 (D)	0.00 (N)	38%
Sill	0.03 (I)	---	0%

Summary comparison to previous week  
I = Increase D = Decrease N = No Change N/A = No cases



Males			
Unit Strength	ARD Cases	Strep Test Done	Strep Positive
7658	3	3	0

Females			
Unit Strength	ARD Cases	Strep Test Done	Strep Positive
6	0	0	0



# DISEASE EPIDEMIOLOGY PROGRAM Acute Respiratory Disease Surveillance Summary

**Ft Leonard Wood: 09 August 2018 – 10 August 2019**

**DEFINITIONS:**

ARD Rate=(ARD cases/Trainees) \*100

ADV = Adenovirus

Strep Rate=(Strep Cultures (+)/Cultures) \*100

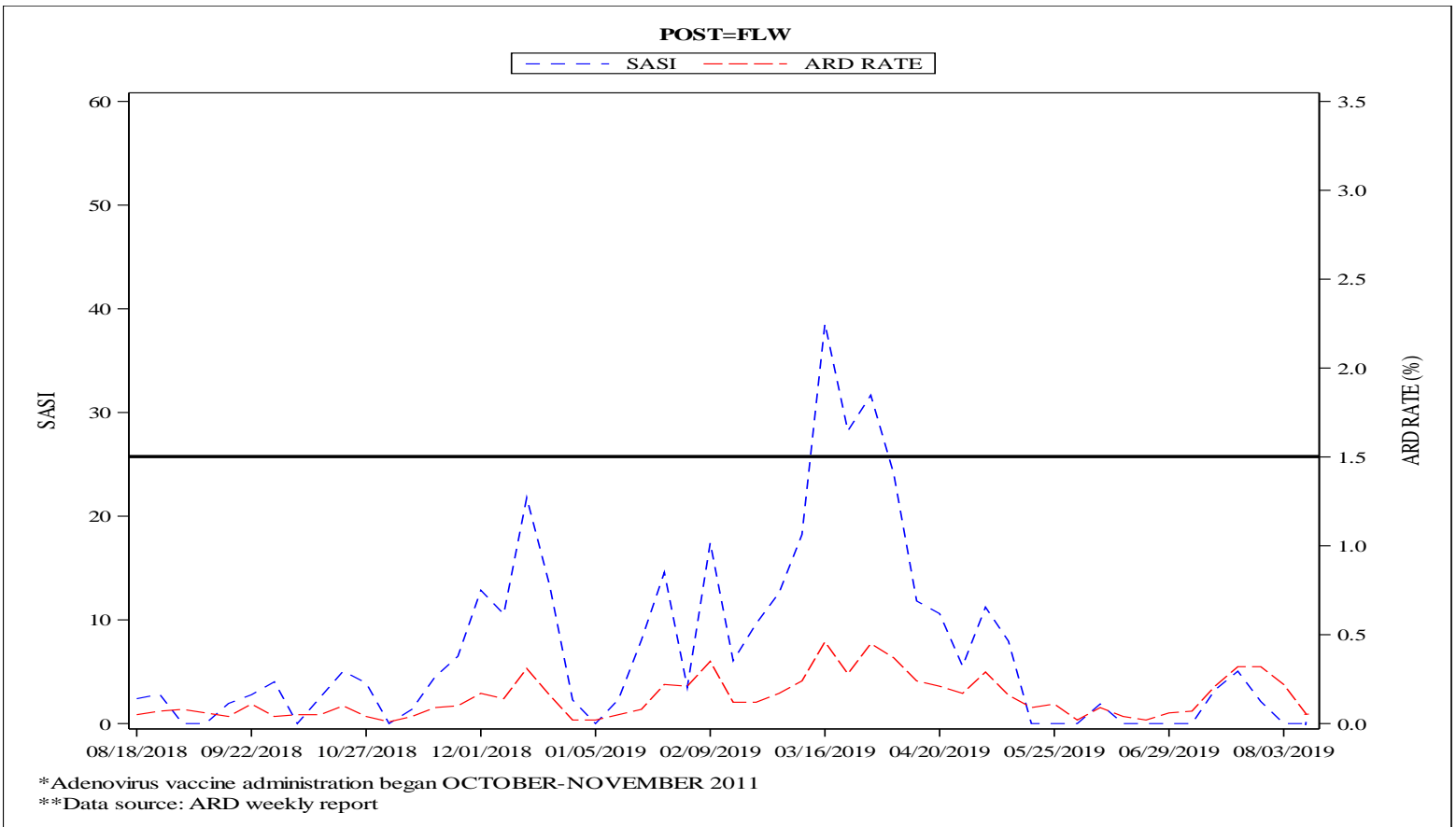
Strep-ARD Surveillance Index (SASI)=(ARD Rate\*Strep Rate)

Strep Testing Compliance (STC) =% of ARD cases tested for Strep at each site (those sites highlighted red are at less than 60% compliance)

**NOTE: All installations have achieved full ADV coverage.**

	ARD Rate	SASI	STC
Benning	0.04 (D)	0.00 (N)	100%
Leonard Wood	0.05 (D)	0.00 (N)	50%
Jackson	0.18 (D)	0.00 (N)	38%
Sill	0.03 (I)	---	0%

Summary comparison to previous week  
I = Increase D = Decrease N = No Change N/A = No cases



Males			
Unit Strength	ARD Cases	Strep Test Done	Strep Positive
5610	2	2	0

Females			
Unit Strength	ARD Cases	Strep Test Done	Strep Positive
2284	2	0	0

If you have questions, comments or suggestions about this report, please contact us at (410) 436-4655 or [Email Disease Epidemiology](#)

APPROVED FOR PUBLIC RELEASE, DISTRIBUTION UNLIMITED



# DISEASE EPIDEMIOLOGY PROGRAM Acute Respiratory Disease Surveillance Summary

**Ft Jackson: 09 August 2018 – 10 August 2019**

**DEFINITIONS:**

ARD Rate=(ARD cases/Trainees) \*100

ADV = Adenovirus

Strep Rate=(Strep Cultures (+)/Cultures) \*100

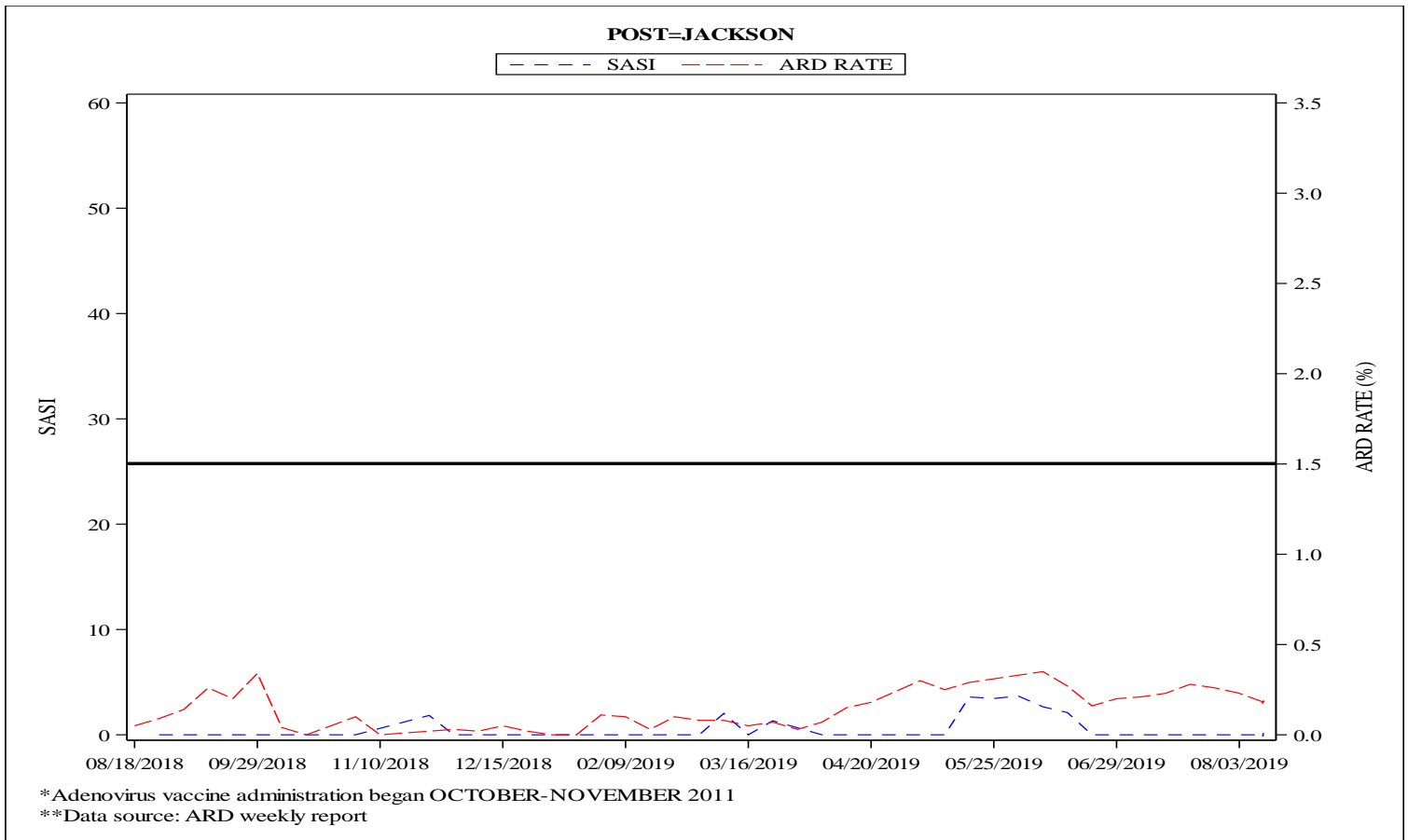
Strep-ARD Surveillance Index (SASI)=(ARD Rate\*Strep Rate)

Strep Testing Compliance (STC) =% of ARD cases tested for Strep at each site (those sites highlighted red are at less than 60% compliance)

**NOTE: All installations have achieved full ADV coverage.**

	ARD Rate	SASI	STC
Benning	0.04 (D)	0.00 (N)	100%
Leonard Wood	0.05 (D)	0.00 (N)	50%
Jackson	0.18 (D)	0.00 (N)	38%
Sill	0.03 (I)	---	0%

Summary comparison to previous week  
I = Increase D = Decrease N = No Change N/A = No cases



Males			
Unit Strength	ARD Cases	Strep Test Done	Strep Positive
7817	12	6	0

Females			
Unit Strength	ARD Cases	Strep Test Done	Strep Positive
3701	9	2	0



# DISEASE EPIDEMIOLOGY PROGRAM Acute Respiratory Disease Surveillance Summary

**Ft Sill: 09 August 2018 – 10 August 2019**

**DEFINITIONS:**

ARD Rate=(ARD cases/Trainees) \*100

ADV = Adenovirus

Strep Rate=(Strep Cultures (+)/Cultures) \*100

Strep-ARD Surveillance Index (SASI)=(ARD Rate\*Strep Rate)

Strep Testing Compliance (STC) =% of ARD cases tested for Strep at each site  
(those sites highlighted red are at less than 60% compliance)

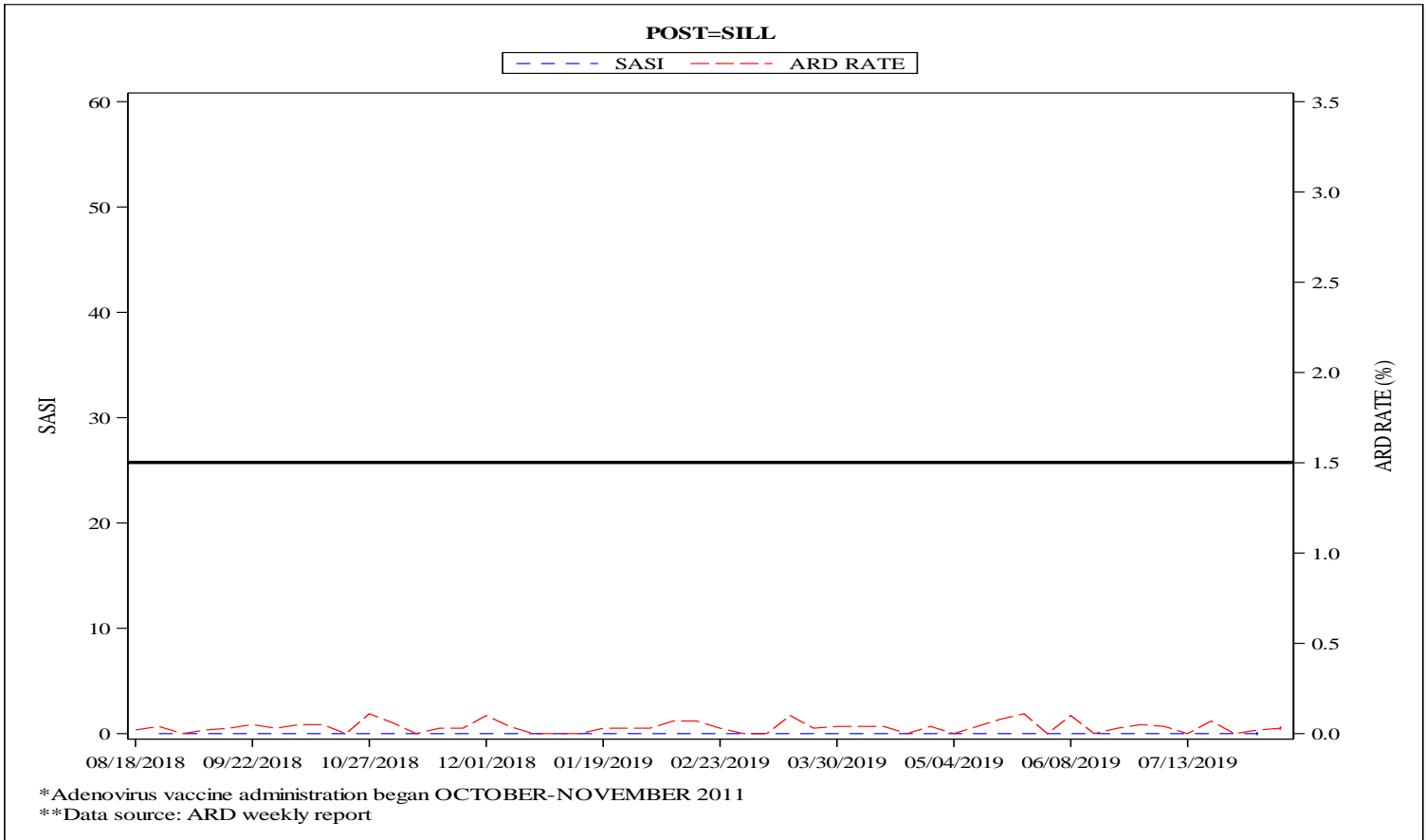
**NOTE: All installations have achieved full ADV coverage.**

	ARD Rate	SASI	STC
Benning	0.04 (D)	0.00 (N)	100%
Leonard Wood	0.05 (D)	0.00 (N)	50%
Jackson	0.18 (D)	0.00 (N)	38%
Sill	0.03 (I)	---	0%

Summary comparison to previous week

I = Increase D = Decrease N = No Change N/A = No cases

**POST-SILL**



Males			
Unit Strength	ARD Cases	Strep Test Done	Strep Positive
2756	1	0	0

Females			
Unit Strength	ARD Cases	Strep Test Done	Strep Positive
1236	0	0	0

If you have questions, comments or suggestions about this report, please contact us at (410) 436-4655 or [Email Disease Epidemiology](#)

APPROVED FOR PUBLIC RELEASE, DISTRIBUTION UNLIMITED