



# DISEASE EPIDEMIOLOGY PROGRAM Acute Respiratory Disease Surveillance Summary

**Ft Benning: 14 May 2018 – 15 May 2019**

**DEFINITIONS:**

ARD Rate=(ARD cases/Trainees) \*100

ADV = Adenovirus

Strep Rate=(Strep Cultures (+)/Cultures) \*100

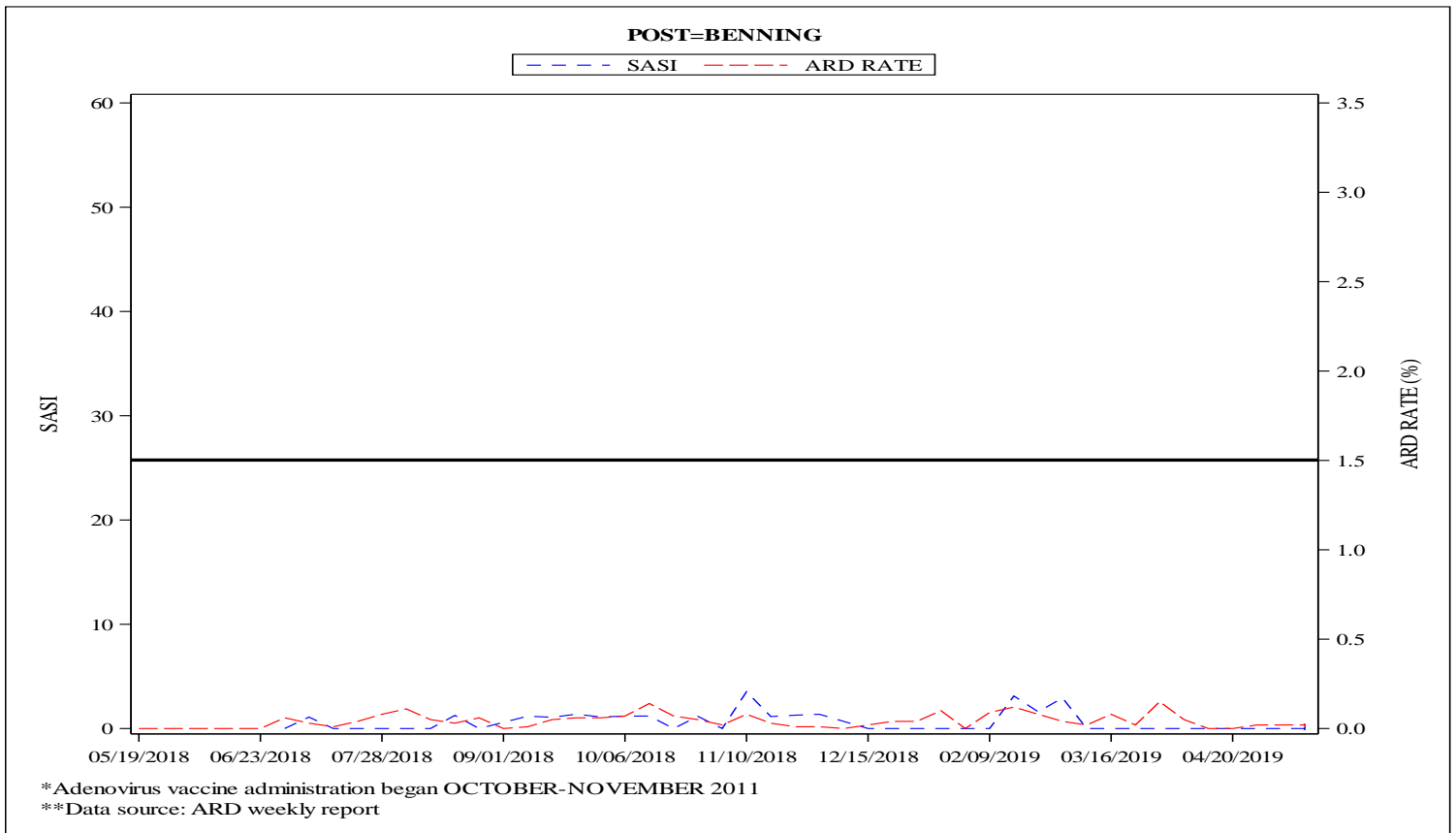
Strep-ARD Surveillance Index (SASI)=(ARD Rate\*Strep Rate)

Strep Testing Compliance (STC) =% of ARD cases tested for Strep at each site (those sites highlighted red are at less than 60% compliance)

**NOTE: All installations have achieved full ADV coverage.**

|              | ARD Rate | SASI     | STC  |
|--------------|----------|----------|------|
| Benning      | 0.00 (D) | 0.00 (N) | 100% |
| Leonard Wood | 0.15 (D) | 7.31 (D) | 88%  |
| Jackson      | ---      | ---      | ---  |
| Sill         | 0.04 (I) | ---      | 0%   |

Summary comparison to previous week  
I = Increase D = Decrease N = No Change N/A = No cases



| Males         |           |                 |                |
|---------------|-----------|-----------------|----------------|
| Unit Strength | ARD Cases | Strep Test Done | Strep Positive |
| 6232          | 1         | 1               | 0              |

| Females       |           |                 |                |
|---------------|-----------|-----------------|----------------|
| Unit Strength | ARD Cases | Strep Test Done | Strep Positive |
| 71            | 0         | 0               | 0              |



# DISEASE EPIDEMIOLOGY PROGRAM Acute Respiratory Disease Surveillance Summary

**Ft Leonard Wood: 14 May 2018 – 15 May 2019**

**DEFINITIONS:**

ARD Rate=(ARD cases/Trainees) \*100

ADV = Adenovirus

Strep Rate=(Strep Cultures (+)/Cultures) \*100

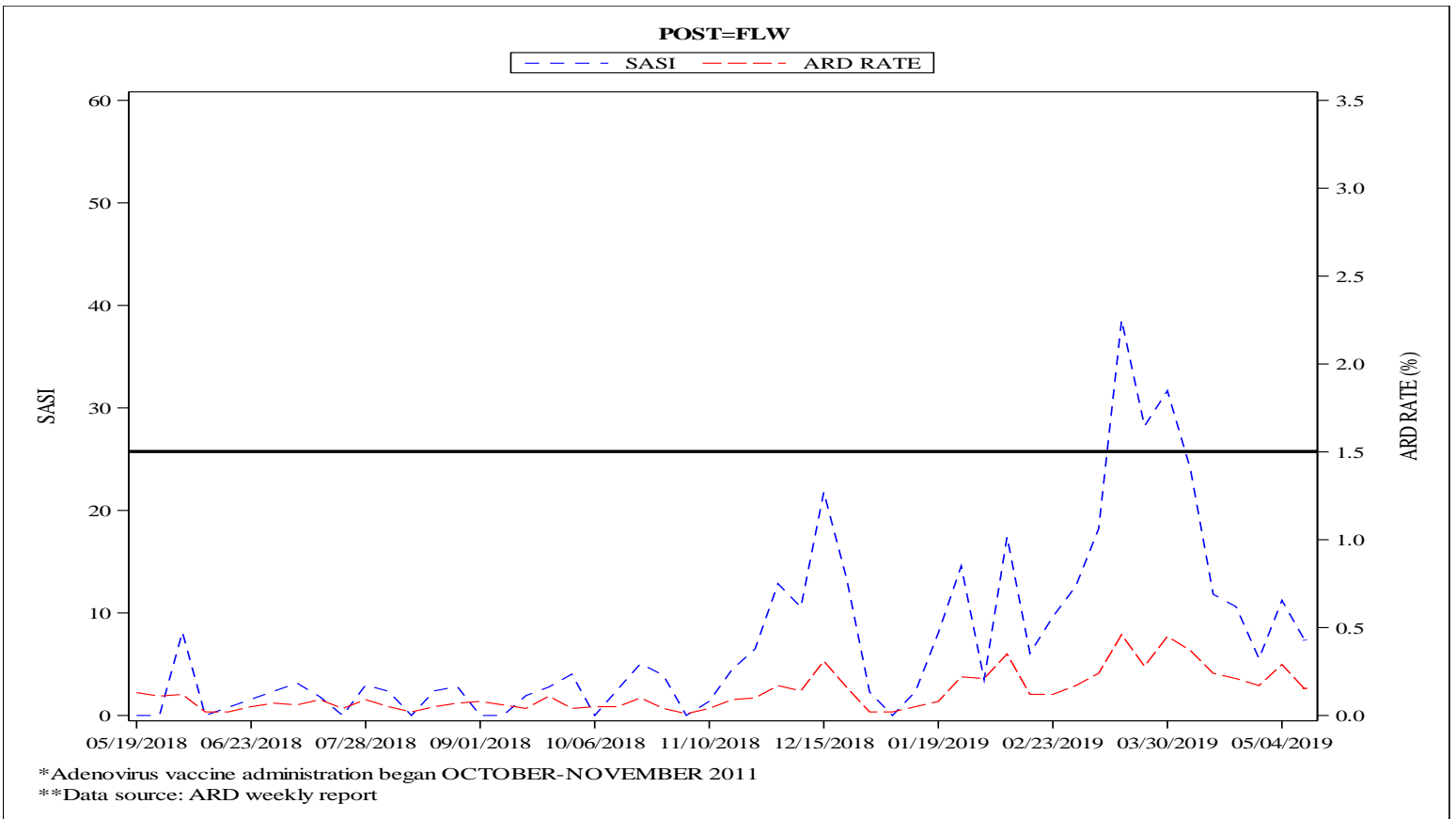
Strep-ARD Surveillance Index (SASI)=(ARD Rate\*Strep Rate)

Strep Testing Compliance (STC) =% of ARD cases tested for Strep at each site (those sites highlighted red are at less than 60% compliance)

**NOTE: All installations have achieved full ADV coverage.**

|              | ARD Rate | SASI     | STC  |
|--------------|----------|----------|------|
| Benning      | 0.00 (D) | 0.00 (N) | 100% |
| Leonard Wood | 0.15 (D) | 7.31 (D) | 88%  |
| Jackson      | ---      | ---      | ---  |
| Sill         | 0.04 (I) | ---      | 0%   |

Summary comparison to previous week  
I = Increase D = Decrease N = No Change N/A = No cases



| Males         |           |                 |                |
|---------------|-----------|-----------------|----------------|
| Unit Strength | ARD Cases | Strep Test Done | Strep Positive |
| 4860          | 7         | 6               | 3              |

| Females       |           |                 |                |
|---------------|-----------|-----------------|----------------|
| Unit Strength | ARD Cases | Strep Test Done | Strep Positive |
| 1299          | 2         | 2               | 1              |

If you have questions, comments or suggestions about this report, please contact us at (410) 436-4655 or [Email Disease Epidemiology](#)

APPROVED FOR PUBLIC RELEASE, DISTRIBUTION UNLIMITED



# DISEASE EPIDEMIOLOGY PROGRAM Acute Respiratory Disease Surveillance Summary

**Ft Jackson: 14 May 2018 – 15 May 2019**

**DEFINITIONS:**

ARD Rate=(ARD cases/Trainees) \*100

ADV = Adenovirus

Strep Rate=(Strep Cultures (+)/Cultures) \*100

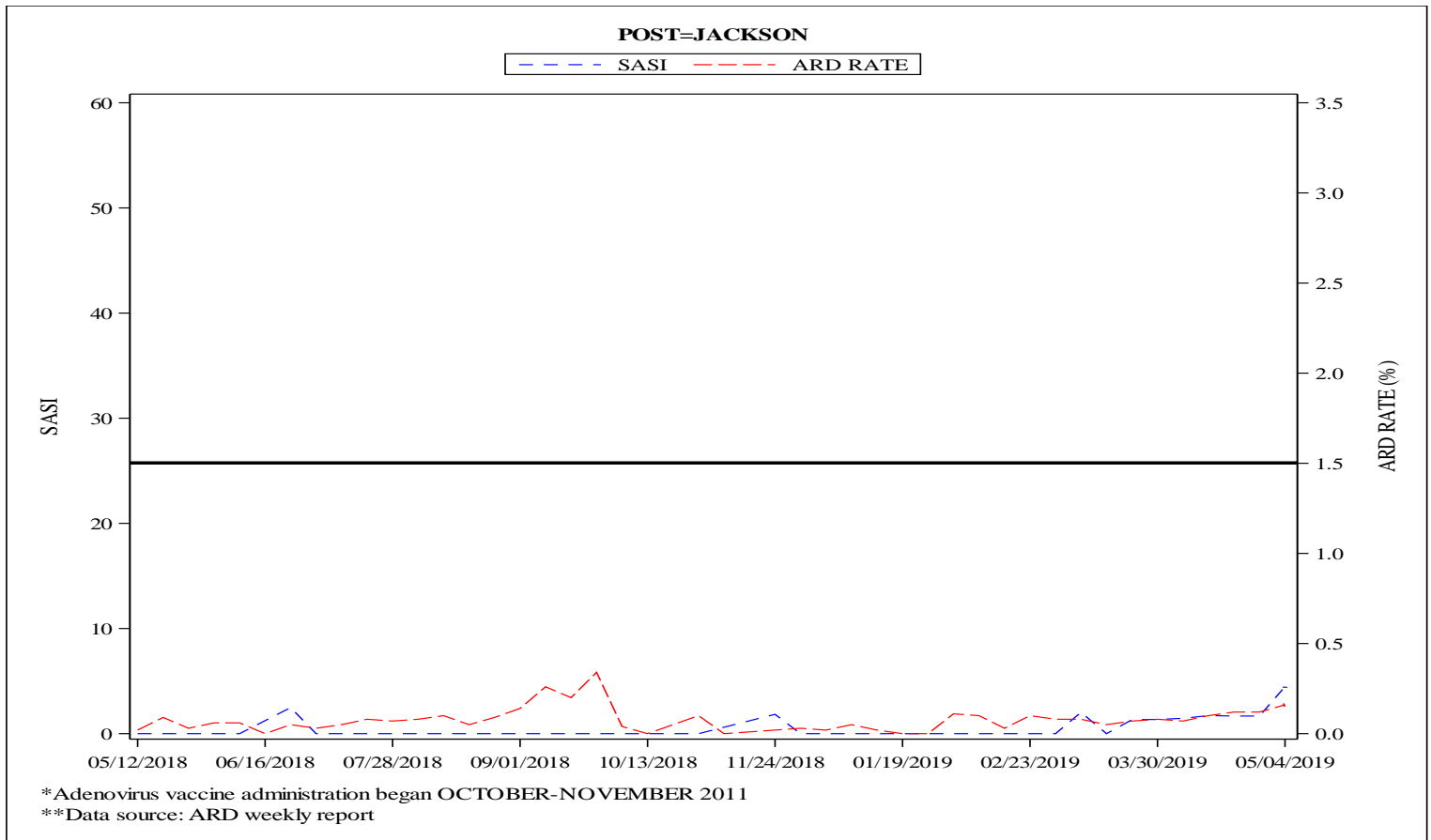
Strep-ARD Surveillance Index (SASI)=(ARD Rate\*Strep Rate)

Strep Testing Compliance (STC) =% of ARD cases tested for Strep at each site (those sites highlighted red are at less than 60% compliance)

**NOTE: All installations have achieved full ADV coverage.**

|              | ARD Rate | SASI     | STC  |
|--------------|----------|----------|------|
| Benning      | 0.00 (D) | 0.00 (N) | 100% |
| Leonard Wood | 0.15 (D) | 7.31 (D) | 88%  |
| Jackson      | ---      | ---      | ---  |
| Sill         | 0.04 (I) | ---      | 0%   |

Summary comparison to previous week  
I = Increase D = Decrease N = No Change N/A = No cases



| Males         |           |                 |                |
|---------------|-----------|-----------------|----------------|
| Unit Strength | ARD Cases | Strep Test Done | Strep Positive |
| ---           | ---       | ---             | ---            |

| Females       |           |                 |                |
|---------------|-----------|-----------------|----------------|
| Unit Strength | ARD Cases | Strep Test Done | Strep Positive |
| ---           | ---       | ---             | ---            |



# DISEASE EPIDEMIOLOGY PROGRAM Acute Respiratory Disease Surveillance Summary

**Ft Sill: 14 May 2018 – 15 May 2019**

**DEFINITIONS:**

ARD Rate=(ARD cases/Trainees) \*100

ADV = Adenovirus

Strep Rate=(Strep Cultures (+)/Cultures) \*100

Strep-ARD Surveillance Index (SASI)=(ARD Rate\*Strep Rate)

Strep Testing Compliance (STC) =% of ARD cases tested for Strep at each site  
(those sites highlighted red are at less than 60% compliance)

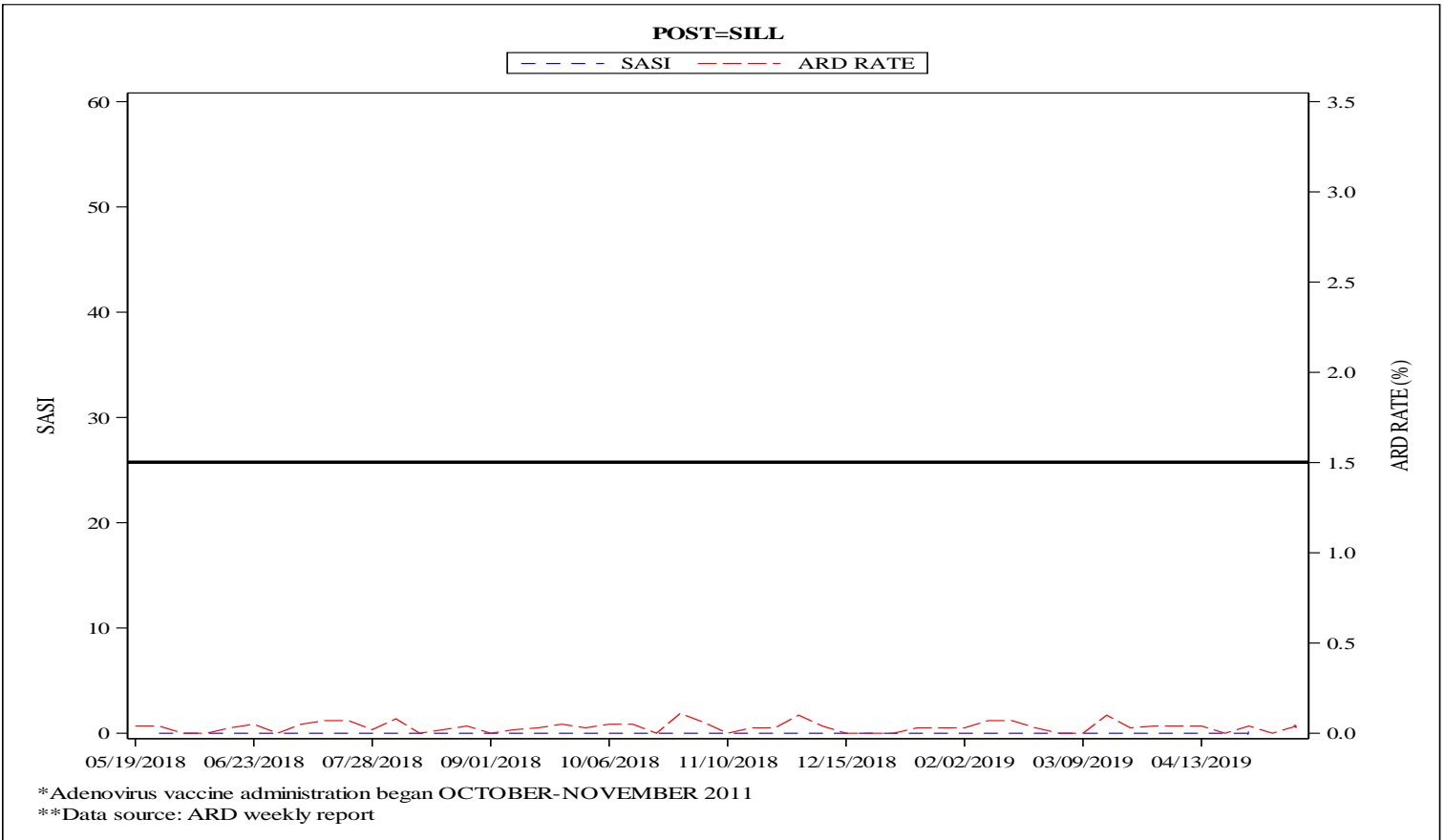
**NOTE: All installations have achieved full ADV coverage.**

|              | ARD Rate | SASI     | STC  |
|--------------|----------|----------|------|
| Benning      | 0.00 (D) | 0.00 (N) | 100% |
| Leonard Wood | 0.15 (D) | 7.31 (D) | 88%  |
| Jackson      | ---      | ---      | ---  |
| Sill         | 0.04 (I) | ---      | 0%   |

Summary comparison to previous week

I = Increase D = Decrease N = No Change N/A = No cases

**POST=SILL**



| Males         |           |                 |                |
|---------------|-----------|-----------------|----------------|
| Unit Strength | ARD Cases | Strep Test Done | Strep Positive |
| 1610          | 0         | 0               | 0              |

| Females       |           |                 |                |
|---------------|-----------|-----------------|----------------|
| Unit Strength | ARD Cases | Strep Test Done | Strep Positive |
| 667           | 1         | 0               | 0              |