



DISEASE EPIDEMIOLOGY PROGRAM Acute Respiratory Disease Surveillance Summary

Ft Benning: 11 January 2018 – 12 January 2019

DEFINITIONS:

ARD Rate=(ARD cases/Trainees) *100

ADV = Adenovirus

Strep Rate=(Strep Cultures (+)/Cultures) *100

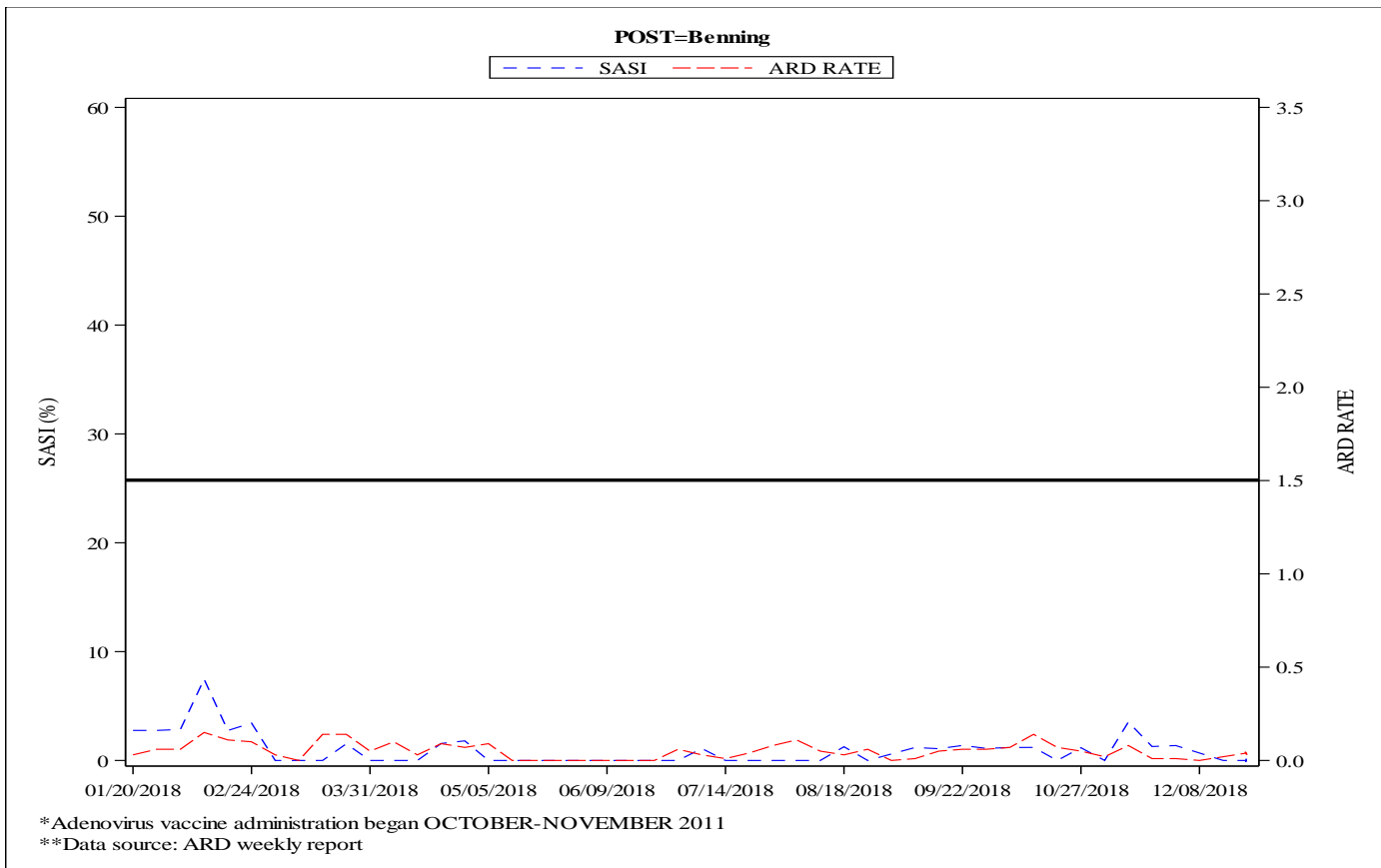
Strep-ARD Surveillance Index (SASI)=(ARD Rate*Strep Rate)

Strep Testing Compliance (STC) =% of ARD cases tested for Strep at each site (those sites highlighted red are at less than 60% compliance)

NOTE: All installations have achieved full ADV coverage.

	ARD Rate	SASI	STC
Benning	0.04 (I)	0.00 (N)	100%
Leonard Wood	0.05 (D)	2.33 (D)	100%
Jackson	0.02 (D)	-	0%
Sill	N/A	N/A	N/A

Summary comparison to previous week
I = Increase D = Decrease N = No Change



Males			
Unit Strength	ARD Cases	Strep Test Done	Strep Positive
7623	2	2	0

Females			
Unit Strength	ARD Cases	Strep Test Done	Strep Positive
40	0	0	0



DISEASE EPIDEMIOLOGY PROGRAM Acute Respiratory Disease Surveillance Summary

Ft Leonard Wood: 11 January 2018 – 12 January 2019

DEFINITIONS:

ARD Rate=(ARD cases/Trainees) *100

ADV = Adenovirus

Strep Rate=(Strep Cultures (+)/Cultures) *100

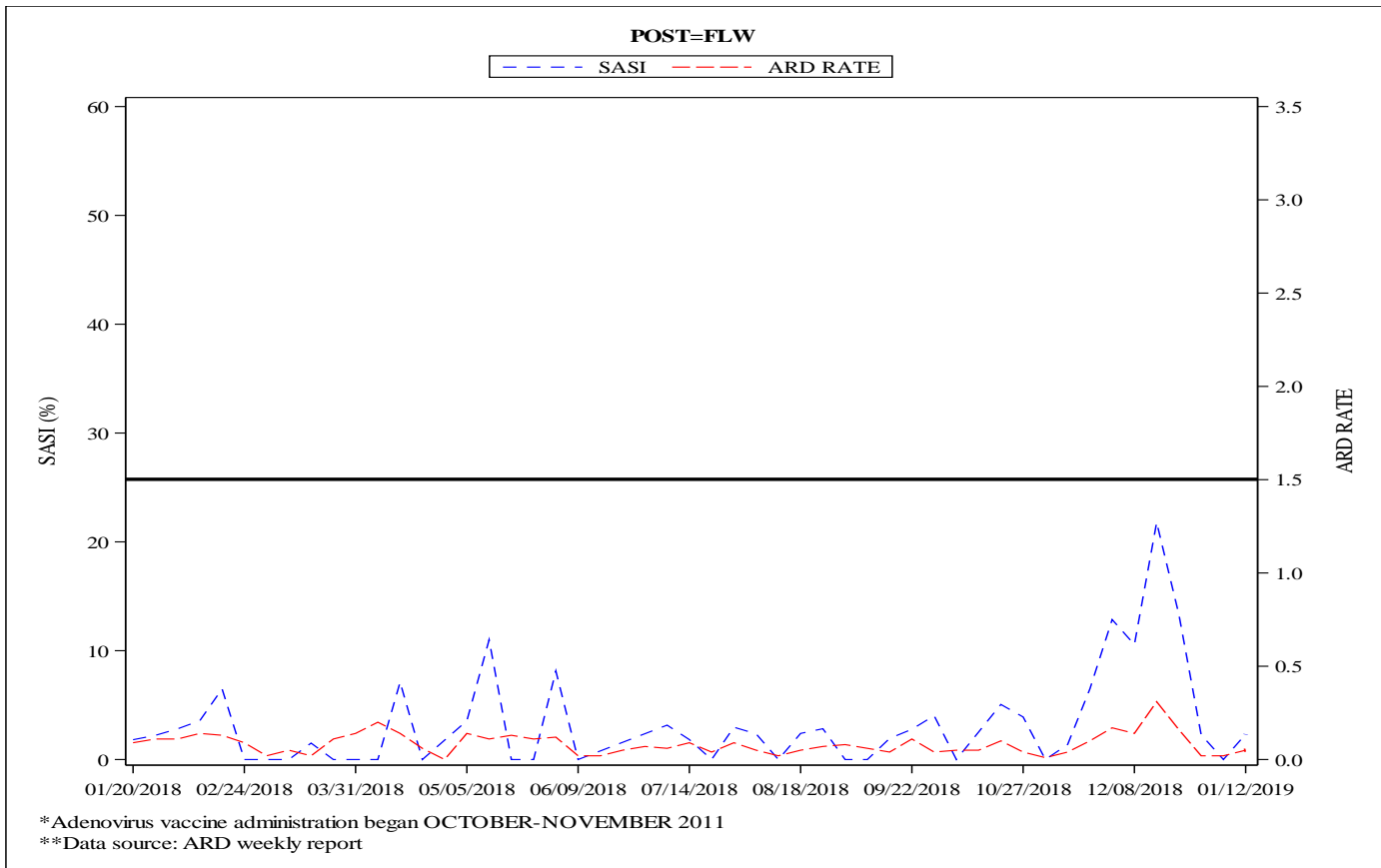
Strep-ARD Surveillance Index (SASI)=(ARD Rate*Strep Rate)

Strep Testing Compliance (STC) =% of ARD cases tested for Strep at each site (those sites highlighted red are at less than 60% compliance)

NOTE: All installations have achieved full ADV coverage.

	ARD Rate	SASI	STC
Benning	0.04 (I)	0.00 (N)	100%
Leonard Wood	0.05 (D)	2.33 (D)	100%
Jackson	0.02 (D)	-	0%
Sill	N/A	N/A	N/A

Summary comparison to previous week
I = Increase D = Decrease N = No Change



Males			
Unit Strength	ARD Cases	Strep Test Done	Strep Positive
3314	2	2	1

Females			
Unit Strength	ARD Cases	Strep Test Done	Strep Positive
980	0	0	0



DISEASE EPIDEMIOLOGY PROGRAM Acute Respiratory Disease Surveillance Summary

Ft Jackson: 11 January 2018 – 12 January 2019

DEFINITIONS:

ARD Rate=(ARD cases/Trainees) *100

ADV = Adenovirus

Strep Rate=(Strep Cultures (+)/Cultures) *100

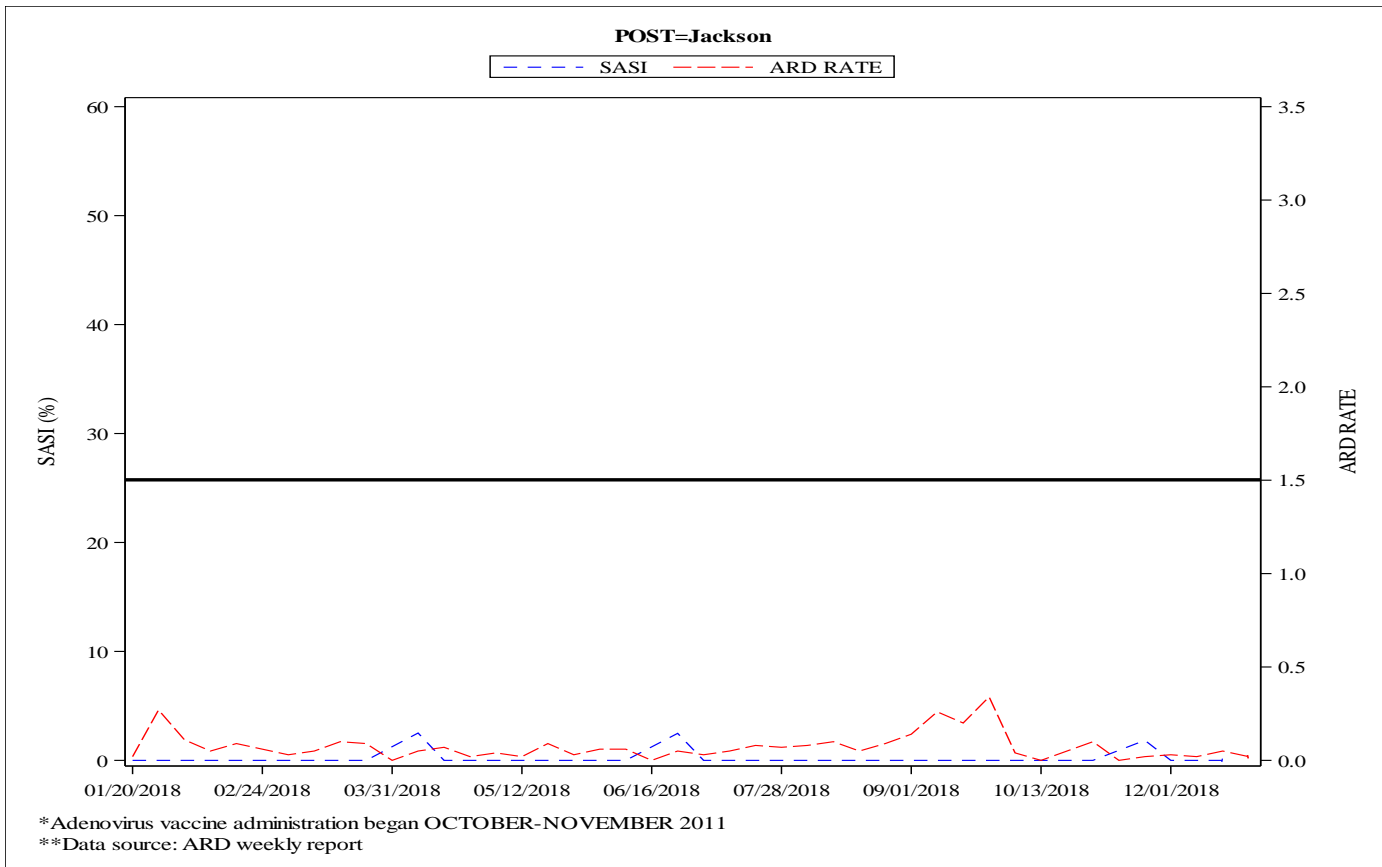
Strep-ARD Surveillance Index (SASI)=(ARD Rate*Strep Rate)

Strep Testing Compliance (STC) =% of ARD cases tested for Strep at each site (those sites highlighted red are at less than 60% compliance)

NOTE: All installations have achieved full ADV coverage.

	ARD Rate	SASI	STC
Benning	0.04 (I)	0.00 (N)	100%
Leonard Wood	0.05 (D)	2.33 (D)	100%
Jackson	0.02 (D)	-	0%
Sill	N/A	N/A	N/A

Summary comparison to previous week
I = Increase D = Decrease N = No Change



Males			
Unit Strength	ARD Cases	Strep Test Done	Strep Positive
3126	0	0	0

Females			
Unit Strength	ARD Cases	Strep Test Done	Strep Positive
1269	1	0	0



DISEASE EPIDEMIOLOGY PROGRAM Acute Respiratory Disease Surveillance Summary

Ft Sill: 11 January 2018 – 12 January 2019

DEFINITIONS:

ARD Rate=(ARD cases/Trainees) *100

ADV = Adenovirus

Strep Rate=(Strep Cultures (+)/Cultures) *100

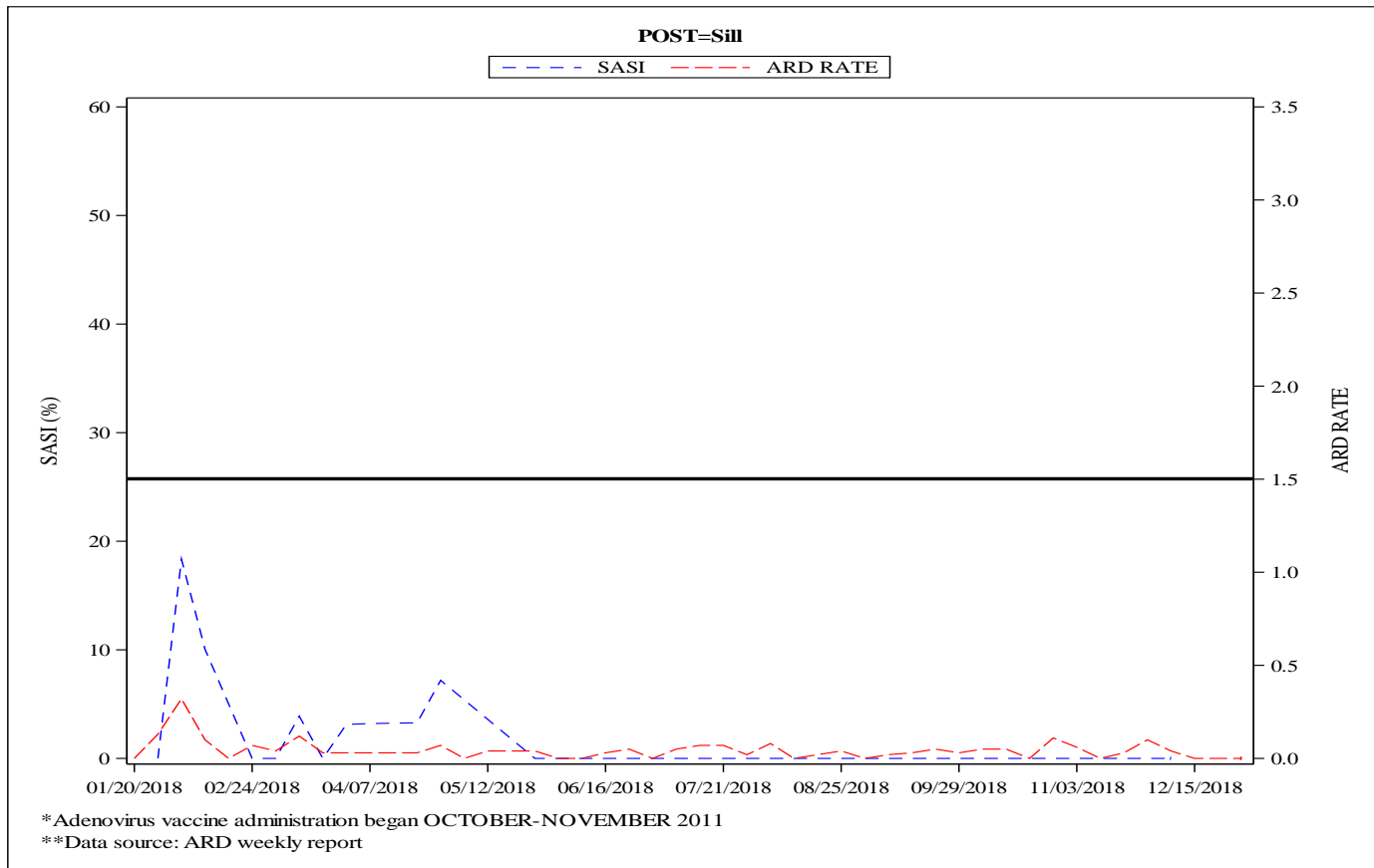
Strep-ARD Surveillance Index (SASI)=(ARD Rate*Strep Rate)

Strep Testing Compliance (STC) =% of ARD cases tested for Strep at each site
(those sites highlighted red are at less than 60% compliance)

NOTE: All installations have achieved full ADV coverage.

	ARD Rate	SASI	STC
Benning	0.04 (I)	0.00 (N)	100%
Leonard Wood	0.05 (D)	2.33 (D)	100%
Jackson	0.02 (D)	-	0%
Sill	N/A	N/A	N/A

Summary comparison to previous week
I = Increase D = Decrease N = No Change



Males			
Unit Strength	ARD Cases	Strep Test Done	Strep Positive
1853	0	0	0

Females			
Unit Strength	ARD Cases	Strep Test Done	Strep Positive
765	0	0	0