



DISEASE EPIDEMIOLOGY PROGRAM

Acute Respiratory Disease Surveillance Summary

Ft Benning: 14 March 2019 – 14 March 2020

DEFINITIONS:

ARD Rate=(ARD cases/Trainees) *100

ADV = Adenovirus

Strep Rate=(Strep Cultures (+))/Cultures) *100

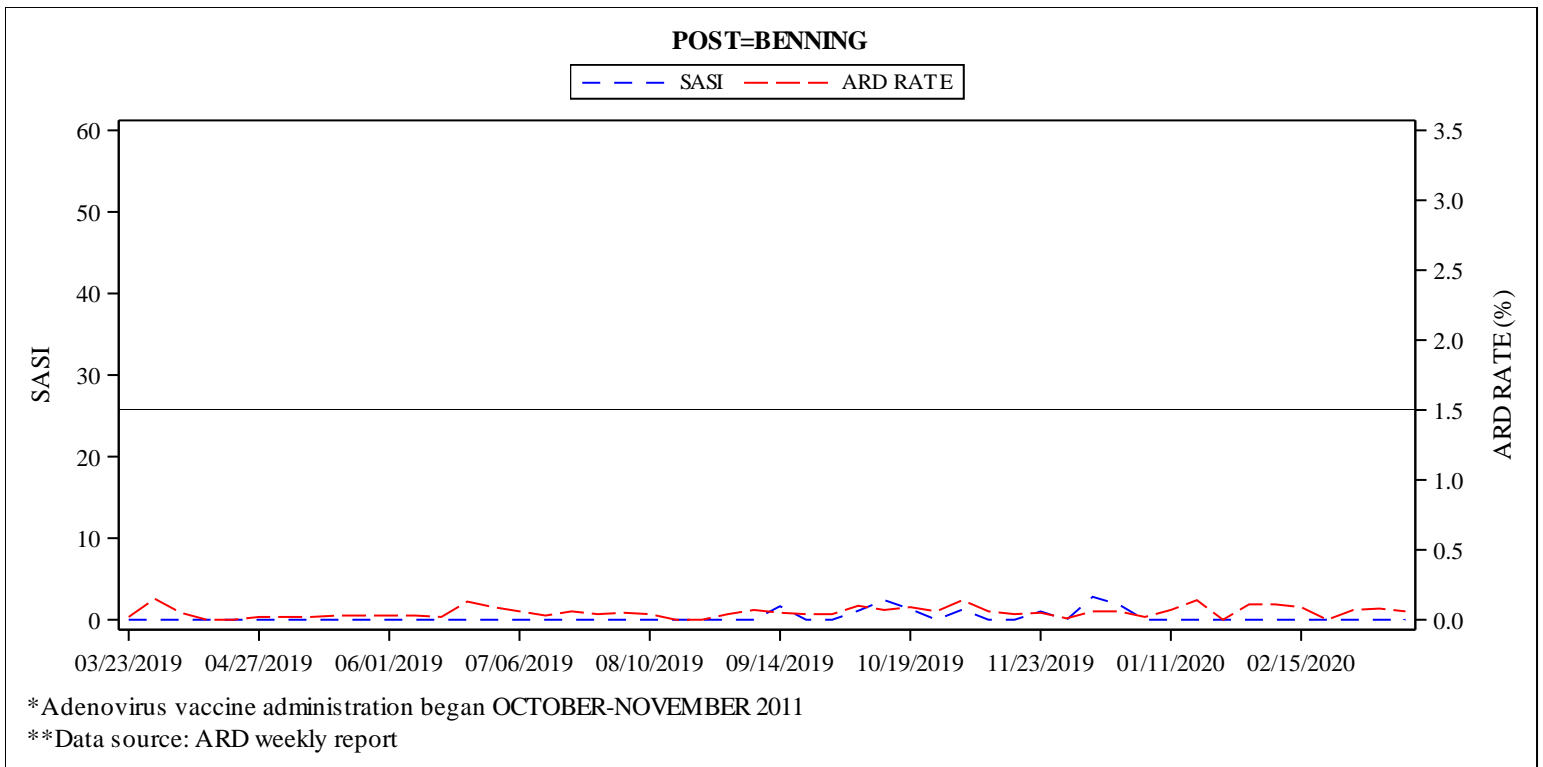
Strep-ARD Surveillance Index (SASI)=(ARD Rate*Strep Rate)

Strep Testing Compliance (STC) =% of ARD cases tested for Strep at each site (those sites highlighted red are at less than 60% compliance)

NOTE: All installations have achieved full ADV coverage.

	ARD Rate	SASI	STC
Benning	0.06 (D)	0.00 (N)	100%
Leonard Wood	0.08 (D)	0.00 (N)	60%
Jackson	0.02 (N)	0.00 (N)	33%
Sill	N/A (N/A)	N/A (N/A)	-

Summary comparison to previous week
 I = Increase D = Decrease N = No Change N/A = Undefined



Males			
Unit Strength	ARD Cases	Strep Test Done	Strep Positive
8533	5	5	0

Females			
Unit Strength	ARD Cases	Strep Test Done	Strep Positive
179	0	0	0



DISEASE EPIDEMIOLOGY PROGRAM

Acute Respiratory Disease Surveillance Summary

Ft Leonard Wood: 14 March 2019 – 14 March 2020

DEFINITIONS:

ARD Rate=(ARD cases/Trainees) *100

ADV = Adenovirus

Strep Rate=(Strep Cultures (+)/Cultures) *100

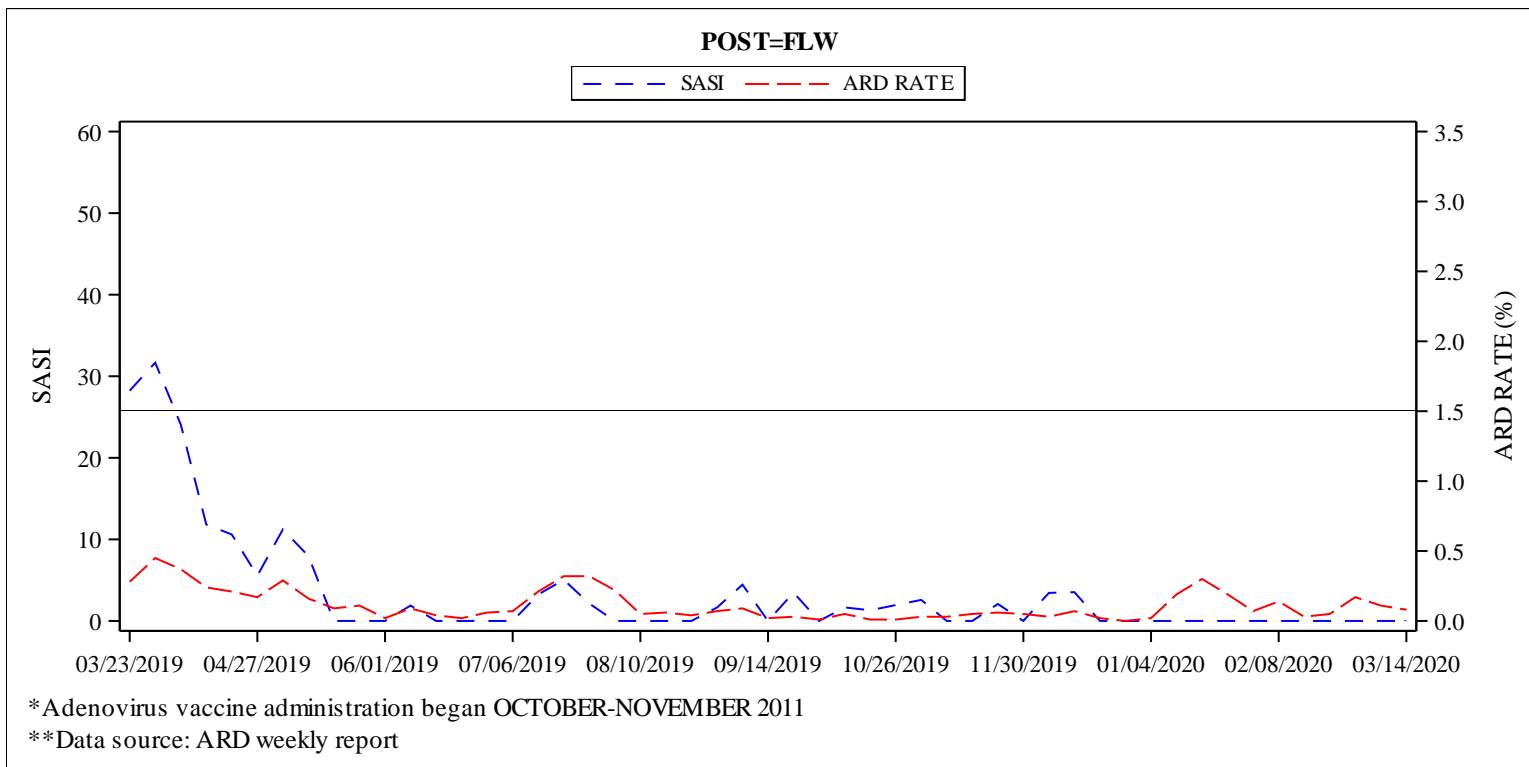
Strep-ARD Surveillance Index (SASI)=(ARD Rate*Strep Rate)

Strep Testing Compliance (STC) =% of ARD cases tested for Strep at each site (those sites highlighted red are at less than 60% compliance)

NOTE: All installations have achieved full ADV coverage.

	ARD Rate	SASI	STC
Benning	0.06 (D)	0.00 (N)	100%
Leonard Wood	0.08 (D)	0.00 (N)	60%
Jackson	0.02 (N)	0.00 (N)	33%
Sill	N/A (N/A)	N/A (N/A)	-

Summary comparison to previous week
 I = Increase D = Decrease N = No Change N/A = Undefined



Males			
Unit Strength	ARD Cases	Strep Test Done	Strep Positive
4450	4	2	0

Females			
Unit Strength	ARD Cases	Strep Test Done	Strep Positive
1493	1	1	0

If you have questions, comments or suggestions about this report, please contact us at (410) 436-4655 or [Email Disease Epidemiology](#)

APPROVED FOR PUBLIC RELEASE, DISTRIBUTION UNLIMITED



DISEASE EPIDEMIOLOGY PROGRAM

Acute Respiratory Disease Surveillance Summary

Ft Jackson: 14 March 2019 – 14 March 2020

DEFINITIONS:

ARD Rate=(ARD cases/Trainees) *100

ADV = Adenovirus

Strep Rate=(Strep Cultures (+)/Cultures) *100

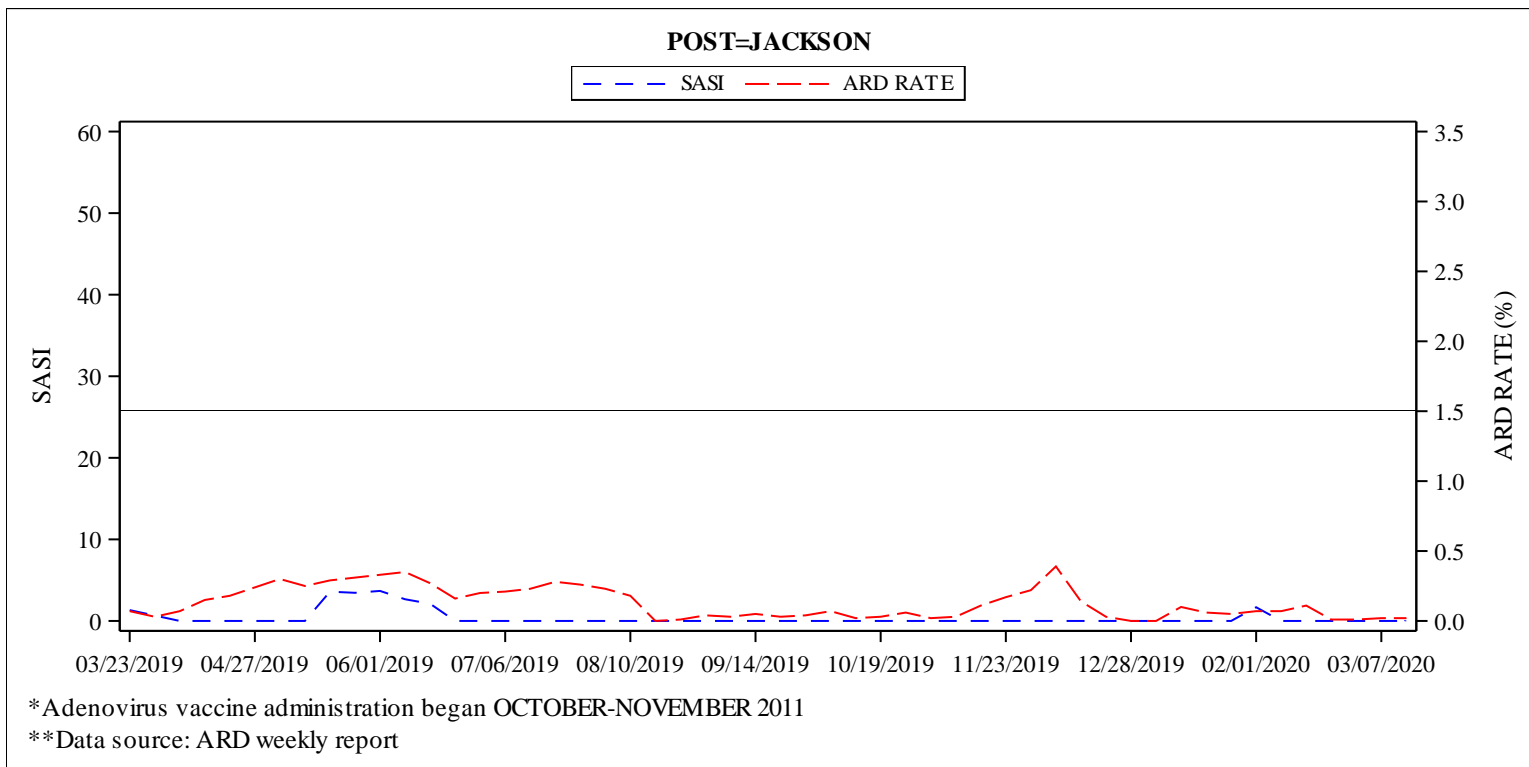
Strep-ARD Surveillance Index (SASI)=(ARD Rate*Strep Rate)

Strep Testing Compliance (STC) =% of ARD cases tested for Strep at each site (those sites highlighted red are at less than 60% compliance)

NOTE: All installations have achieved full ADV coverage.

	ARD Rate	SASI	STC
Benning	0.06 (D)	0.00 (N)	100%
Leonard Wood	0.08 (D)	0.00 (N)	60%
Jackson	0.02 (N)	0.00 (N)	33%
Sill	N/A (N/A)	N/A (N/A)	-

Summary comparison to previous week
 I = Increase D = Decrease N = No Change N/A = Undefined



Males			
Unit Strength	ARD Cases	Strep Test Done	Strep Positive
8587	2	0	0

Females			
Unit Strength	ARD Cases	Strep Test Done	Strep Positive
3422	1	1	0



DISEASE EPIDEMIOLOGY PROGRAM

Acute Respiratory Disease Surveillance Summary

Ft Sill: 14 March 2019 – 14 March 2020

DEFINITIONS:

ARD Rate=(ARD cases/Trainees) *100

ADV = Adenovirus

Strep Rate=(Strep Cultures (+)/Cultures) *100

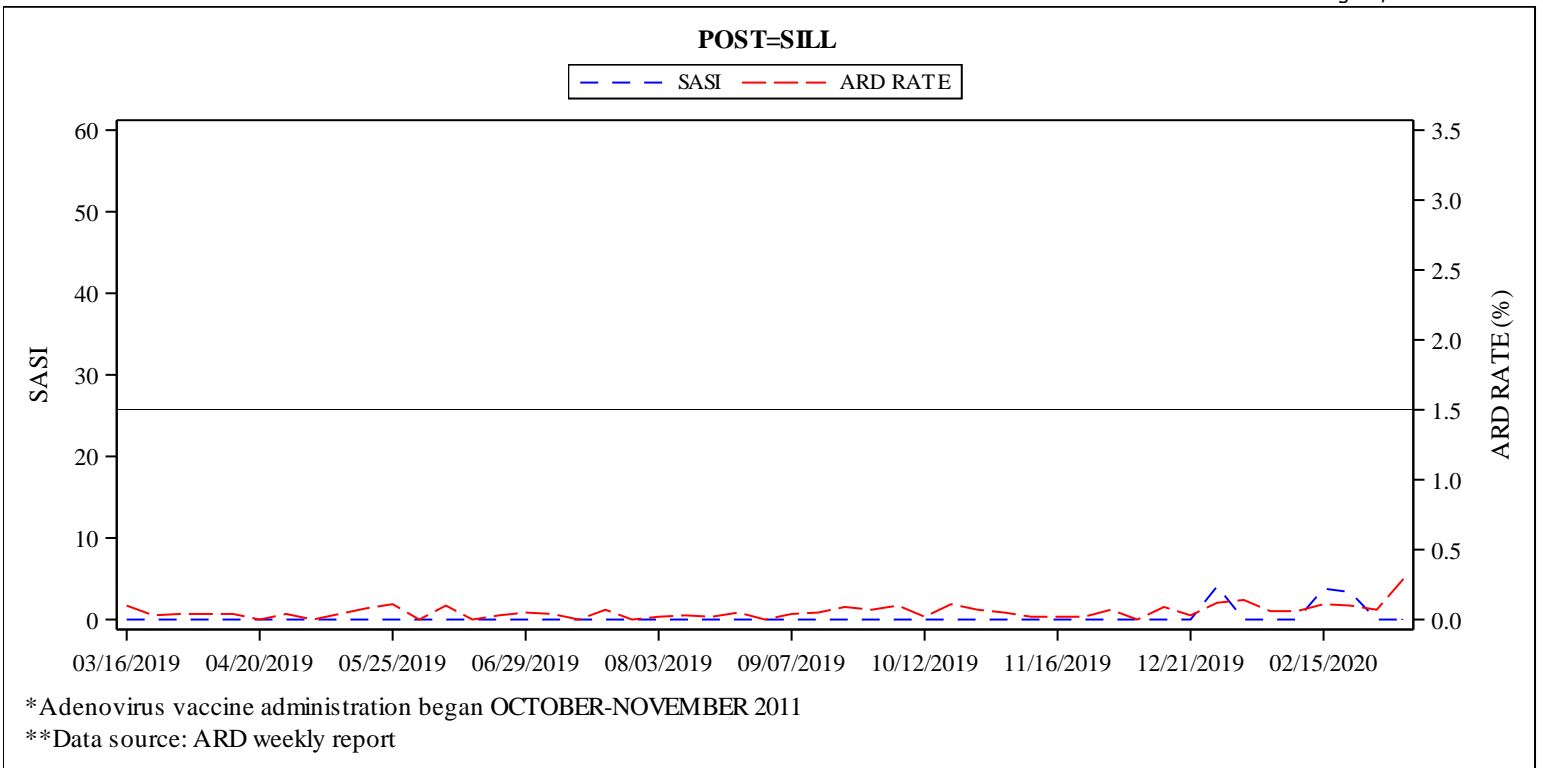
Strep-ARD Surveillance Index (SASI)=(ARD Rate*Strep Rate)

Strep Testing Compliance (STC) =% of ARD cases tested for Strep at each site (those sites highlighted red are at less than 60% compliance)

NOTE: All installations have achieved full ADV coverage.

	ARD Rate	SASI	STC
Benning	0.06 (D)	0.00 (N)	100%
Leonard Wood	0.08 (D)	0.00 (N)	60%
Jackson	0.02 (N)	0.00 (N)	33%
Sill	N/A (N/A)	N/A (N/A)	-

Summary comparison to previous week
 I = Increase D = Decrease N = No Change N/A = Undefined



Males			
Unit Strength	ARD Cases	Strep Test Done	Strep Positive
-	-	-	-

Females			
Unit Strength	ARD Cases	Strep Test Done	Strep Positive
-	-	-	-