



DISEASE EPIDEMIOLOGY PROGRAM Acute Respiratory Disease Surveillance Summary

Ft Benning: 16 August 2018 – 17 August 2019

DEFINITIONS:

ARD Rate=(ARD cases/Trainees) *100

ADV = Adenovirus

Strep Rate=(Strep Cultures (+)/Cultures) *100

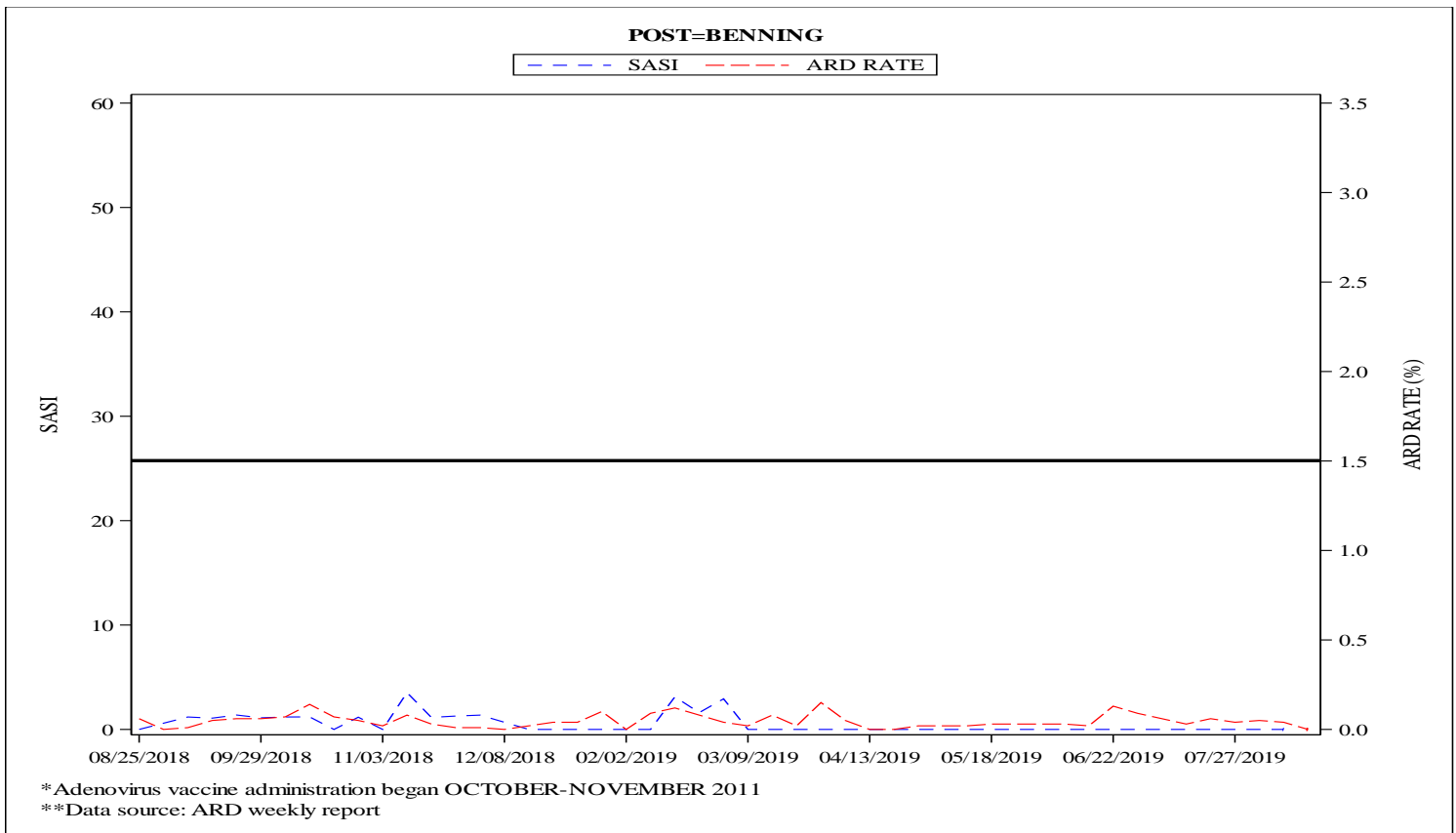
Strep-ARD Surveillance Index (SASI)=(ARD Rate*Strep Rate)

Strep Testing Compliance (STC) =% of ARD cases tested for Strep at each site (those sites highlighted red are at less than 60% compliance)

NOTE: All installations have achieved full ADV coverage.

	ARD Rate	SASI	STC
Benning	N/A	N/A	N/A
Leonard Wood	0.06 (I)	0.00 (N)	60%
Jackson	N/A	N/A	N/A
Sill	0.02 (D)	---	0%

Summary comparison to previous week
I = Increase D = Decrease N = No Change N/A = No cases



Males			
Unit Strength	ARD Cases	Strep Test Done	Strep Positive
7563	0	0	0

Females			
Unit Strength	ARD Cases	Strep Test Done	Strep Positive
44	0	0	0



DISEASE EPIDEMIOLOGY PROGRAM Acute Respiratory Disease Surveillance Summary

Ft Leonard Wood: 16 August 2018 – 17 August 2019

DEFINITIONS:

ARD Rate=(ARD cases/Trainees) *100

ADV = Adenovirus

Strep Rate=(Strep Cultures (+)/Cultures) *100

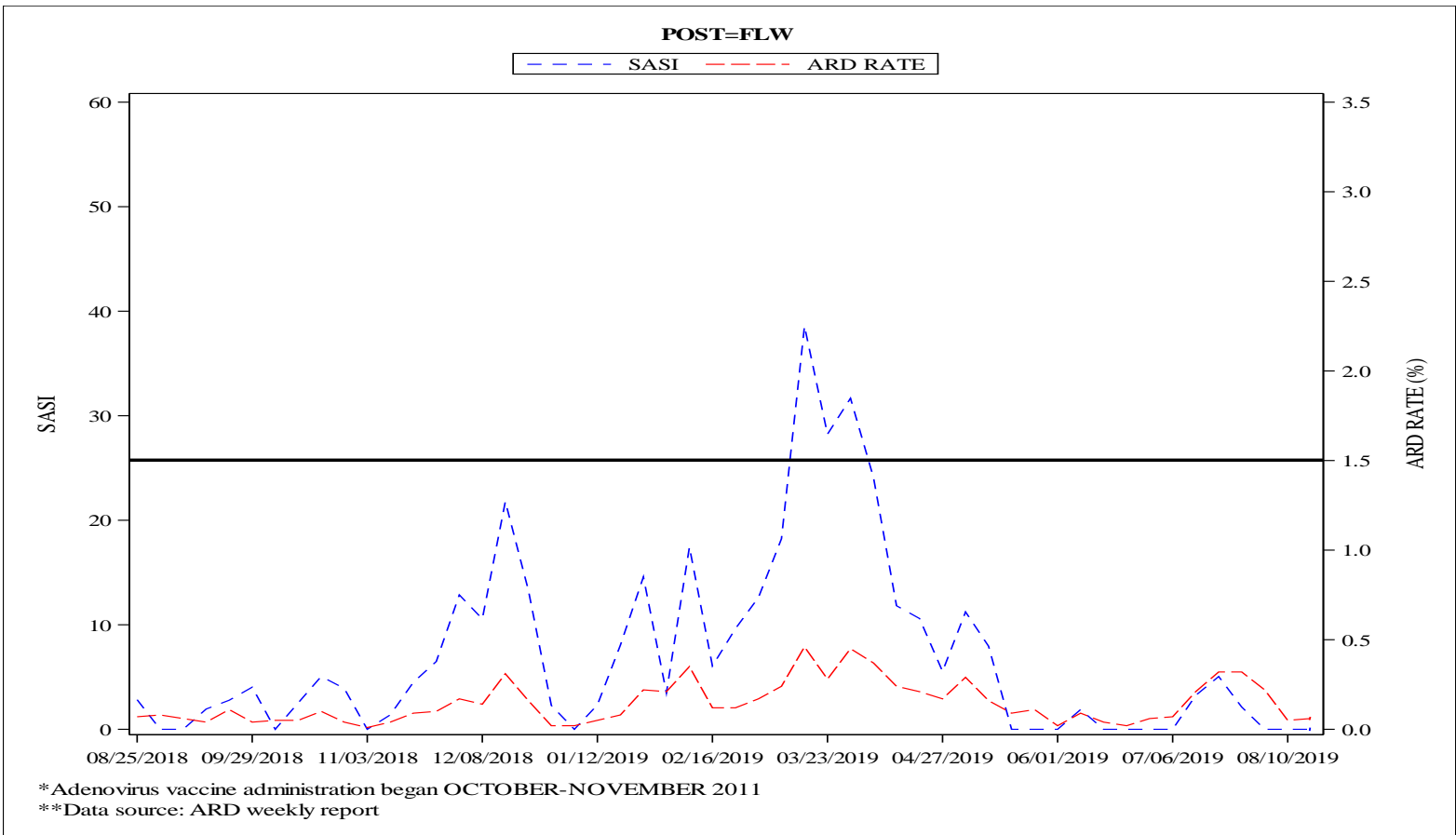
Strep-ARD Surveillance Index (SASI)=(ARD Rate*Strep Rate)

Strep Testing Compliance (STC) =% of ARD cases tested for Strep at each site (those sites highlighted red are at less than 60% compliance)

NOTE: All installations have achieved full ADV coverage.

	ARD Rate	SASI	STC
Benning	N/A	N/A	N/A
Leonard Wood	0.06 (I)	0.00 (N)	60%
Jackson	N/A	N/A	N/A
Sill	0.02 (D)	---	0%

Summary comparison to previous week
I = Increase D = Decrease N = No Change N/A = No cases



Males			
Unit Strength	ARD Cases	Strep Test Done	Strep Positive
5672	4	3	0

Females			
Unit Strength	ARD Cases	Strep Test Done	Strep Positive
2311	1	0	0



DISEASE EPIDEMIOLOGY PROGRAM Acute Respiratory Disease Surveillance Summary

Ft Jackson: 16 August 2018 – 17 August 2019

DEFINITIONS:

ARD Rate=(ARD cases/Trainees) *100

ADV = Adenovirus

Strep Rate=(Strep Cultures (+)/Cultures) *100

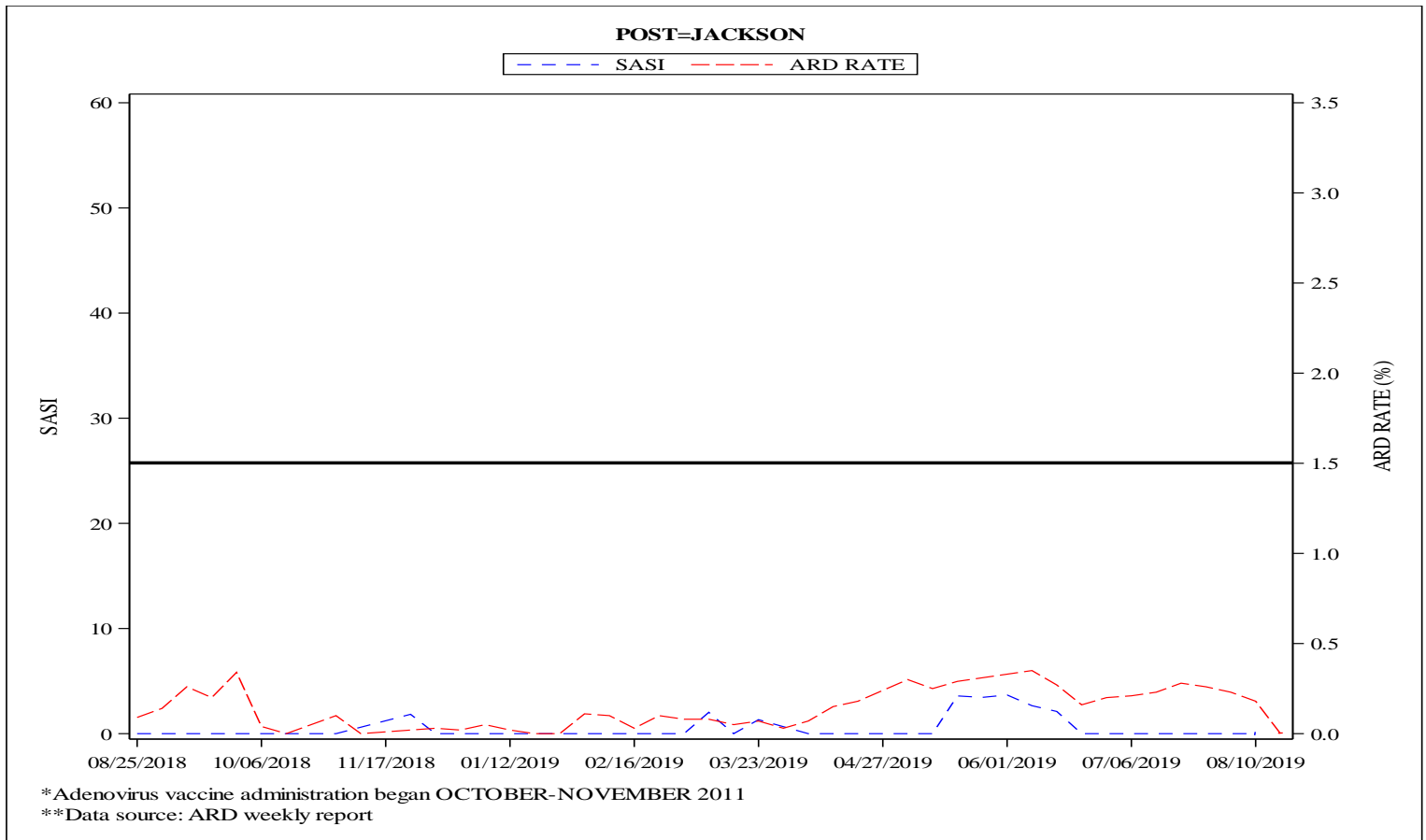
Strep-ARD Surveillance Index (SASI)=(ARD Rate*Strep Rate)

Strep Testing Compliance (STC) =% of ARD cases tested for Strep at each site (those sites highlighted red are at less than 60% compliance)

NOTE: All installations have achieved full ADV coverage.

	ARD Rate	SASI	STC
Benning	N/A	N/A	N/A
Leonard Wood	0.06 (I)	0.00 (N)	60%
Jackson	N/A	N/A	N/A
Sill	0.02 (D)	---	0%

Summary comparison to previous week
I = Increase D = Decrease N = No Change N/A = No cases



Males			
Unit Strength	ARD Cases	Strep Test Done	Strep Positive
7801	0	0	0

Females			
Unit Strength	ARD Cases	Strep Test Done	Strep Positive
3742	0	0	0



DISEASE EPIDEMIOLOGY PROGRAM Acute Respiratory Disease Surveillance Summary

Ft Sill: 16 August 2018 – 17 August 2019

DEFINITIONS:

ARD Rate=(ARD cases/Trainees) *100

ADV = Adenovirus

Strep Rate=(Strep Cultures (+)/Cultures) *100

Strep-ARD Surveillance Index (SASI)=(ARD Rate*Strep Rate)

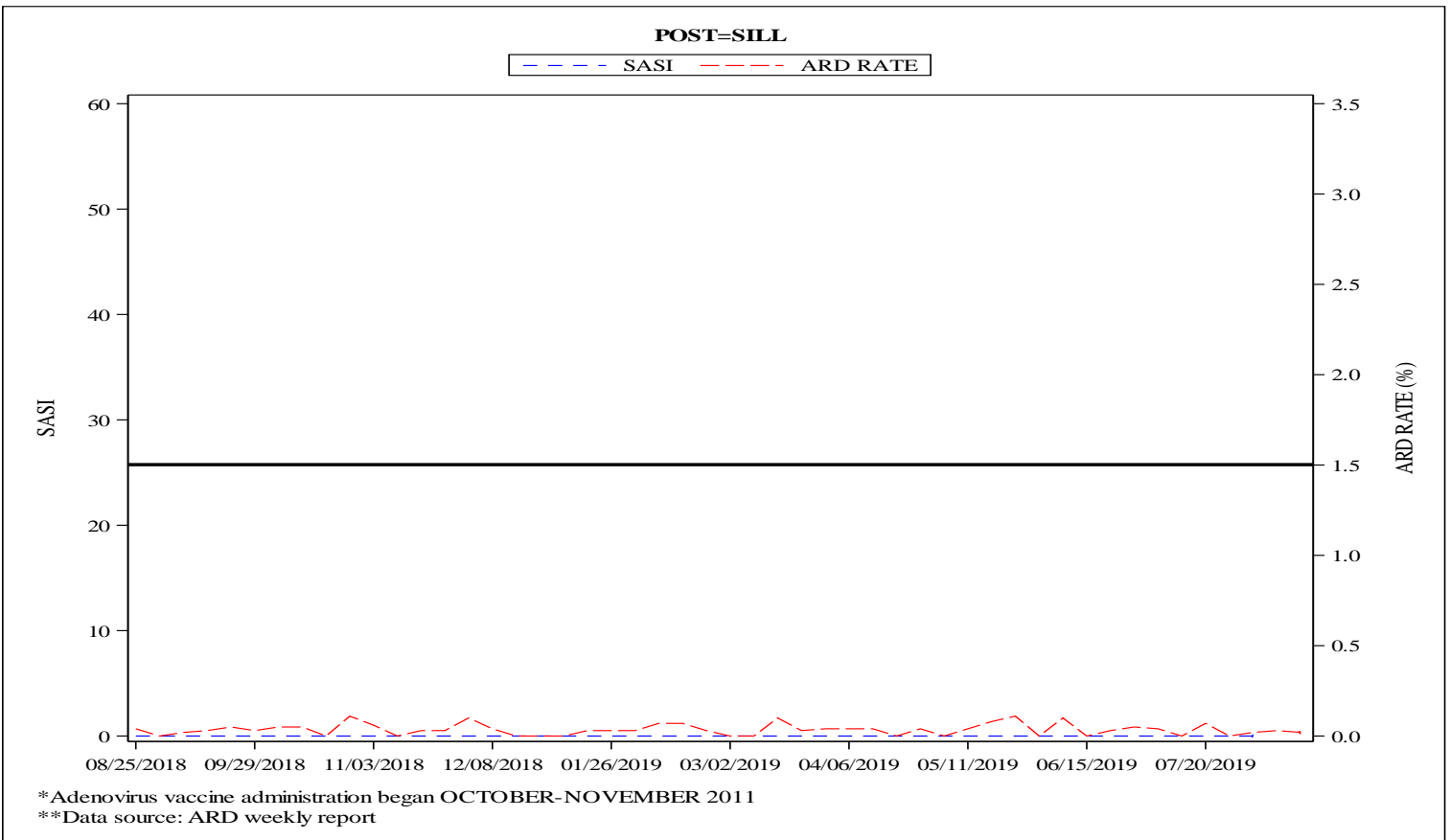
Strep Testing Compliance (STC) =% of ARD cases tested for Strep at each site
(those sites highlighted red are at less than 60% compliance)

NOTE: All installations have achieved full ADV coverage.

	ARD Rate	SASI	STC
Benning	N/A	N/A	N/A
Leonard Wood	0.06 (I)	0.00 (N)	60%
Jackson	N/A	N/A	N/A
Sill	0.02 (D)	---	0%

Summary comparison to previous week
I = Increase D = Decrease N = No Change N/A = No cases

POST=SILL



Males			
Unit Strength	ARD Cases	Strep Test Done	Strep Positive
3236	1	0	0

Females			
Unit Strength	ARD Cases	Strep Test Done	Strep Positive
1292	0	0	0