



DISEASE EPIDEMIOLOGY PROGRAM Acute Respiratory Disease Surveillance Summary

Ft Benning: 19 July 2018 – 20 July 2019

DEFINITIONS:

ARD Rate=(ARD cases/Trainees) *100

ADV = Adenovirus

Strep Rate=(Strep Cultures (+)/Cultures) *100

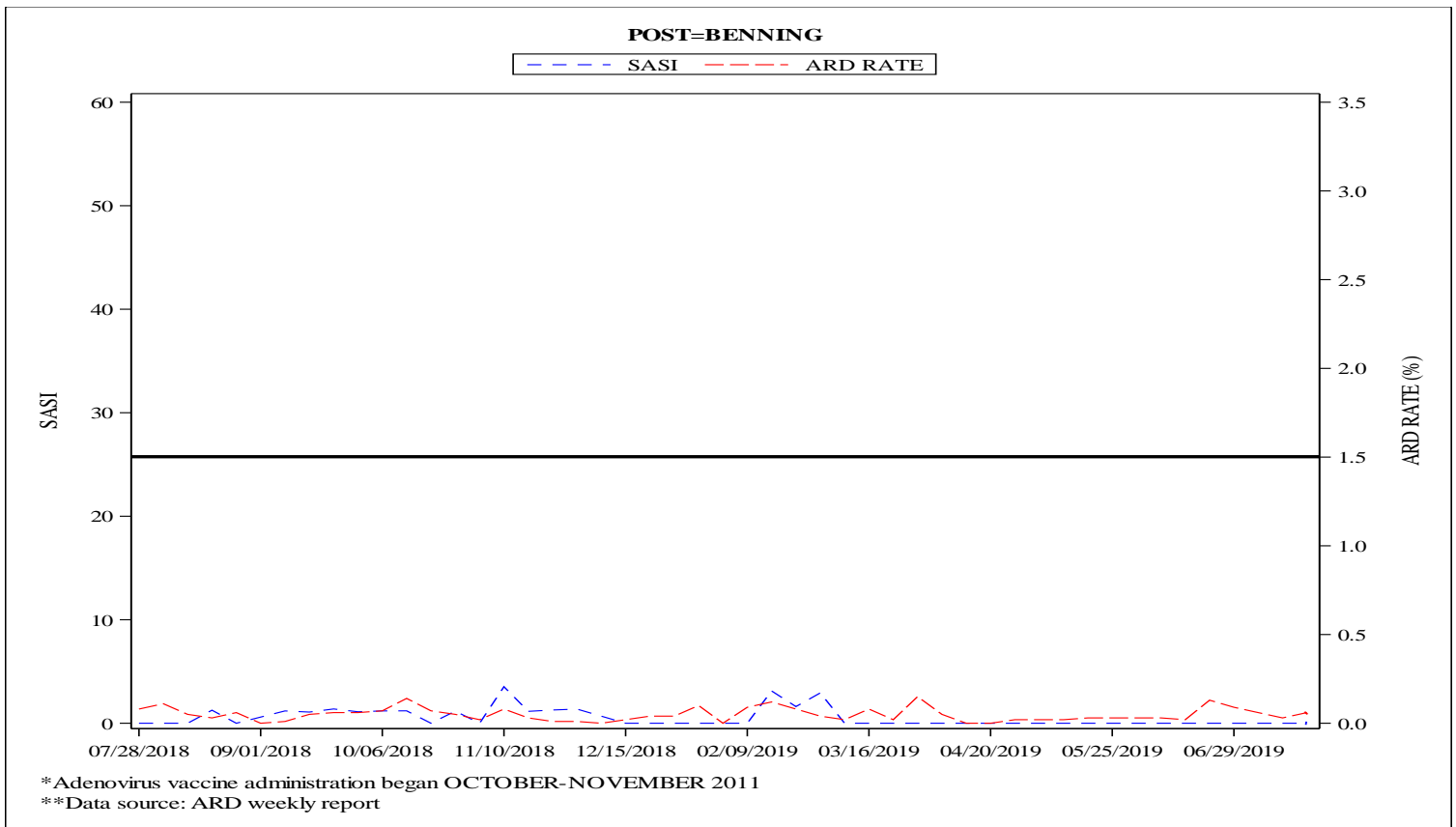
Strep-ARD Surveillance Index (SASI)=(ARD Rate*Strep Rate)

Strep Testing Compliance (STC) =% of ARD cases tested for Strep at each site (those sites highlighted red are at less than 60% compliance)

NOTE: All installations have achieved full ADV coverage.

	ARD Rate	SASI	STC
Benning	0.06 (I)	0.00 (N)	100%
Leonard Wood	0.32 (I)	5.05 (I)	83%
Jackson	0.28 (I)	0.00 (N)	60%
Sill	0.07 (I)	0.00 (N)	33%

Summary comparison to previous week
I = Increase D = Decrease N = No Change N/A = No cases



Males			
Unit Strength	ARD Cases	Strep Test Done	Strep Positive
6695	4	4	0

Females			
Unit Strength	ARD Cases	Strep Test Done	Strep Positive
25	0	0	0



DISEASE EPIDEMIOLOGY PROGRAM Acute Respiratory Disease Surveillance Summary

Ft Leonard Wood: 19 July 2018 – 20 July 2019

DEFINITIONS:

ARD Rate=(ARD cases/Trainees) *100

ADV = Adenovirus

Strep Rate=(Strep Cultures (+)/Cultures) *100

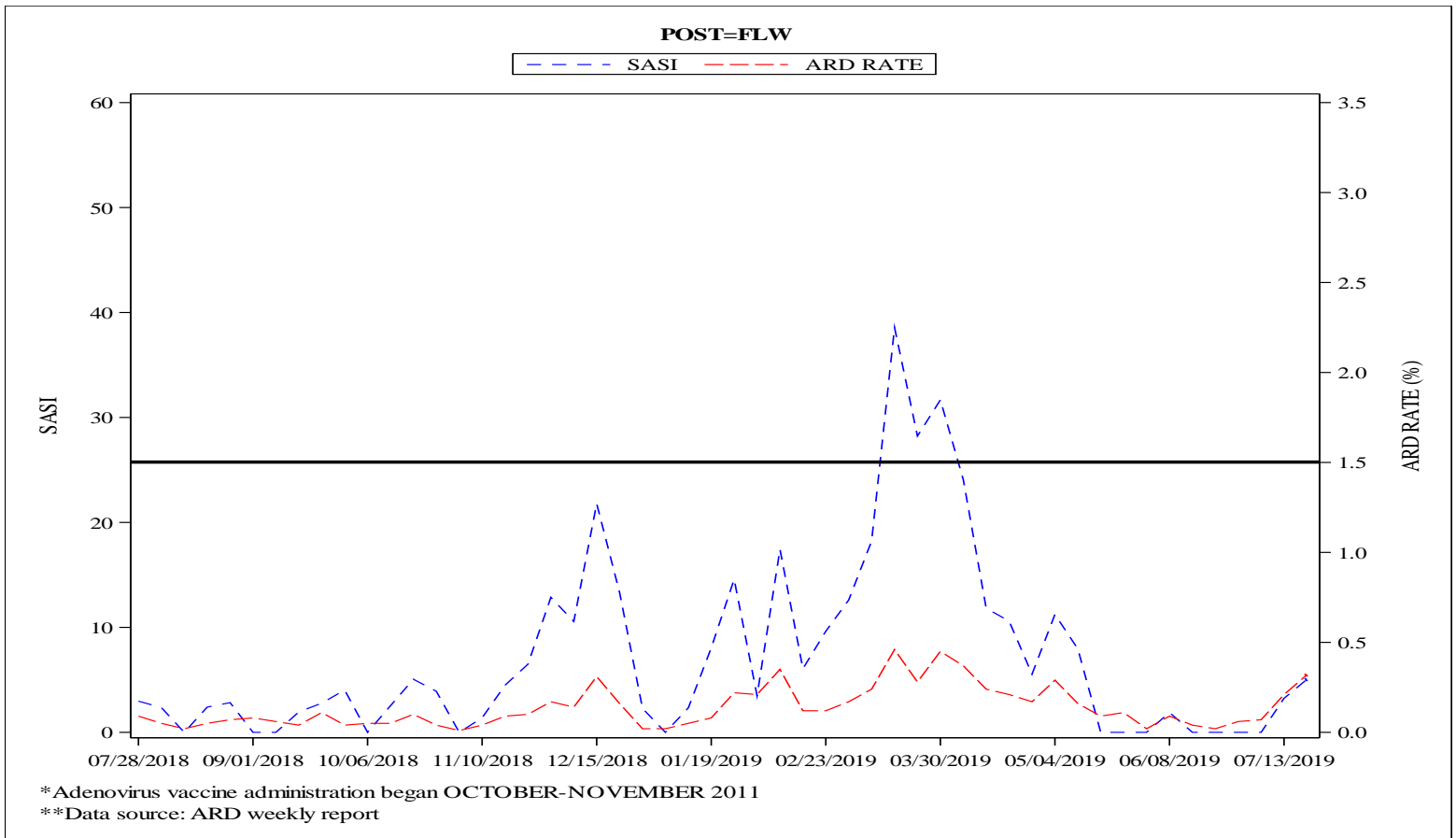
Strep-ARD Surveillance Index (SASI)=(ARD Rate*Strep Rate)

Strep Testing Compliance (STC) =% of ARD cases tested for Strep at each site (those sites highlighted red are at less than 60% compliance)

NOTE: All installations have achieved full ADV coverage.

	ARD Rate	SASI	STC
Benning	0.06 (I)	0.00 (N)	100%
Leonard Wood	0.32 (I)	5.05 (I)	83%
Jackson	0.28 (I)	0.00 (N)	60%
Sill	0.07 (I)	0.00 (N)	33%

Summary comparison to previous week
I = Increase D = Decrease N = No Change N/A = No cases



Males			
Unit Strength	ARD Cases	Strep Test Done	Strep Positive
5161	17	14	1

Females			
Unit Strength	ARD Cases	Strep Test Done	Strep Positive
2029	6	5	2

If you have questions, comments or suggestions about this report, please contact us at (410) 436-4655 or [Email Disease Epidemiology](#)



DISEASE EPIDEMIOLOGY PROGRAM Acute Respiratory Disease Surveillance Summary

Ft Jackson: 19 July 2018 – 20 July 2019

DEFINITIONS:

ARD Rate=(ARD cases/Trainees) *100

ADV = Adenovirus

Strep Rate=(Strep Cultures (+)/Cultures) *100

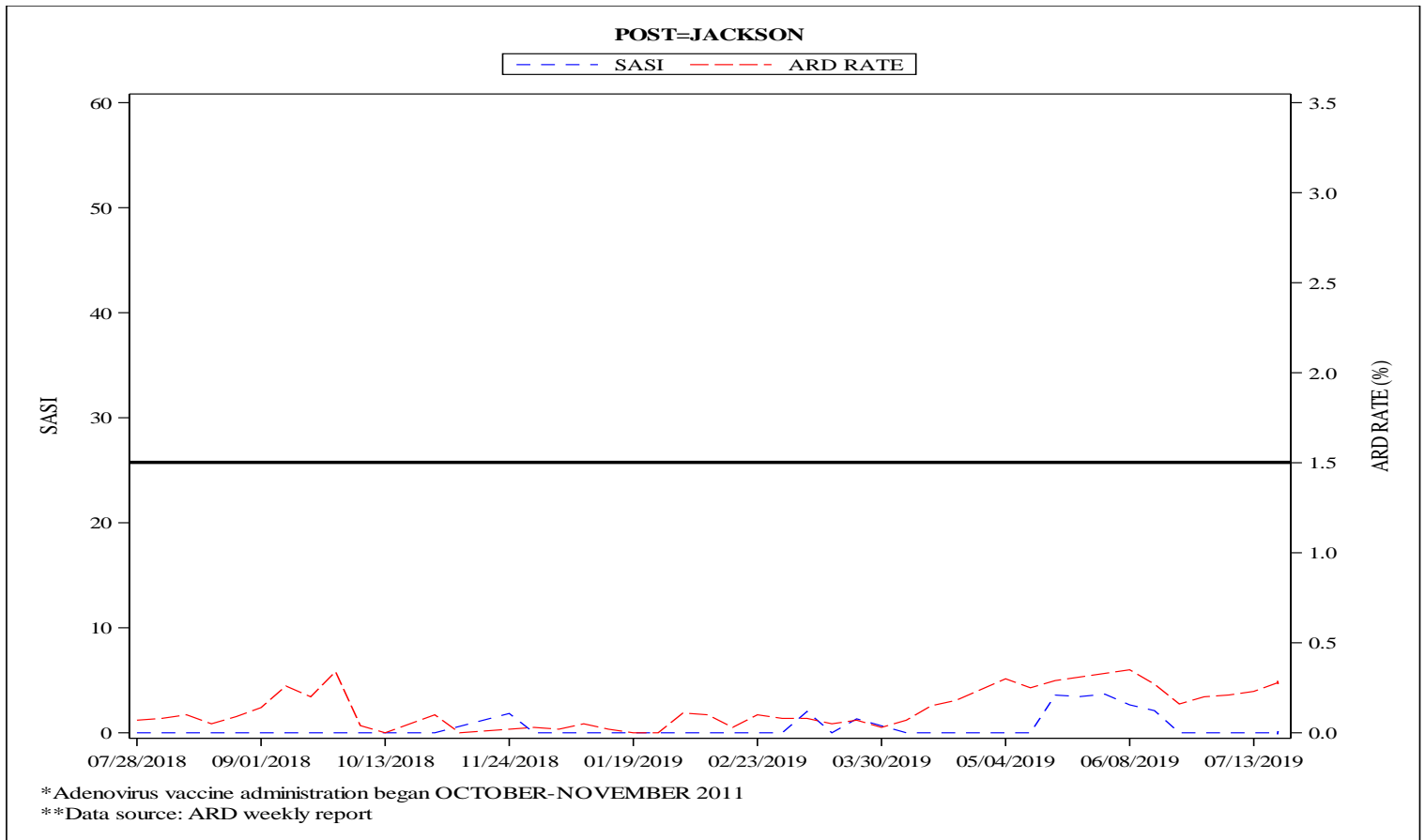
Strep-ARD Surveillance Index (SASI)=(ARD Rate*Strep Rate)

Strep Testing Compliance (STC) =% of ARD cases tested for Strep at each site (those sites highlighted red are at less than 60% compliance)

NOTE: All installations have achieved full ADV coverage.

	ARD Rate	SASI	STC
Benning	0.06 (I)	0.00 (N)	100%
Leonard Wood	0.32 (I)	5.05 (I)	83%
Jackson	0.28 (I)	0.00 (N)	60%
Sill	0.07 (I)	0.00 (N)	33%

Summary comparison to previous week
I = Increase D = Decrease N = No Change N/A = No cases



Males			
Unit Strength	ARD Cases	Strep Test Done	Strep Positive
8248	21	14	0

Females			
Unit Strength	ARD Cases	Strep Test Done	Strep Positive
3726	12	6	0



DISEASE EPIDEMIOLOGY PROGRAM Acute Respiratory Disease Surveillance Summary

Ft Sill: 19 July 2018 – 20 July 2019

DEFINITIONS:

ARD Rate=(ARD cases/Trainees) *100

ADV = Adenovirus

Strep Rate=(Strep Cultures (+)/Cultures) *100

Strep-ARD Surveillance Index (SASI)=(ARD Rate*Strep Rate)

Strep Testing Compliance (STC) =% of ARD cases tested for Strep at each site
(those sites highlighted red are at less than 60% compliance)

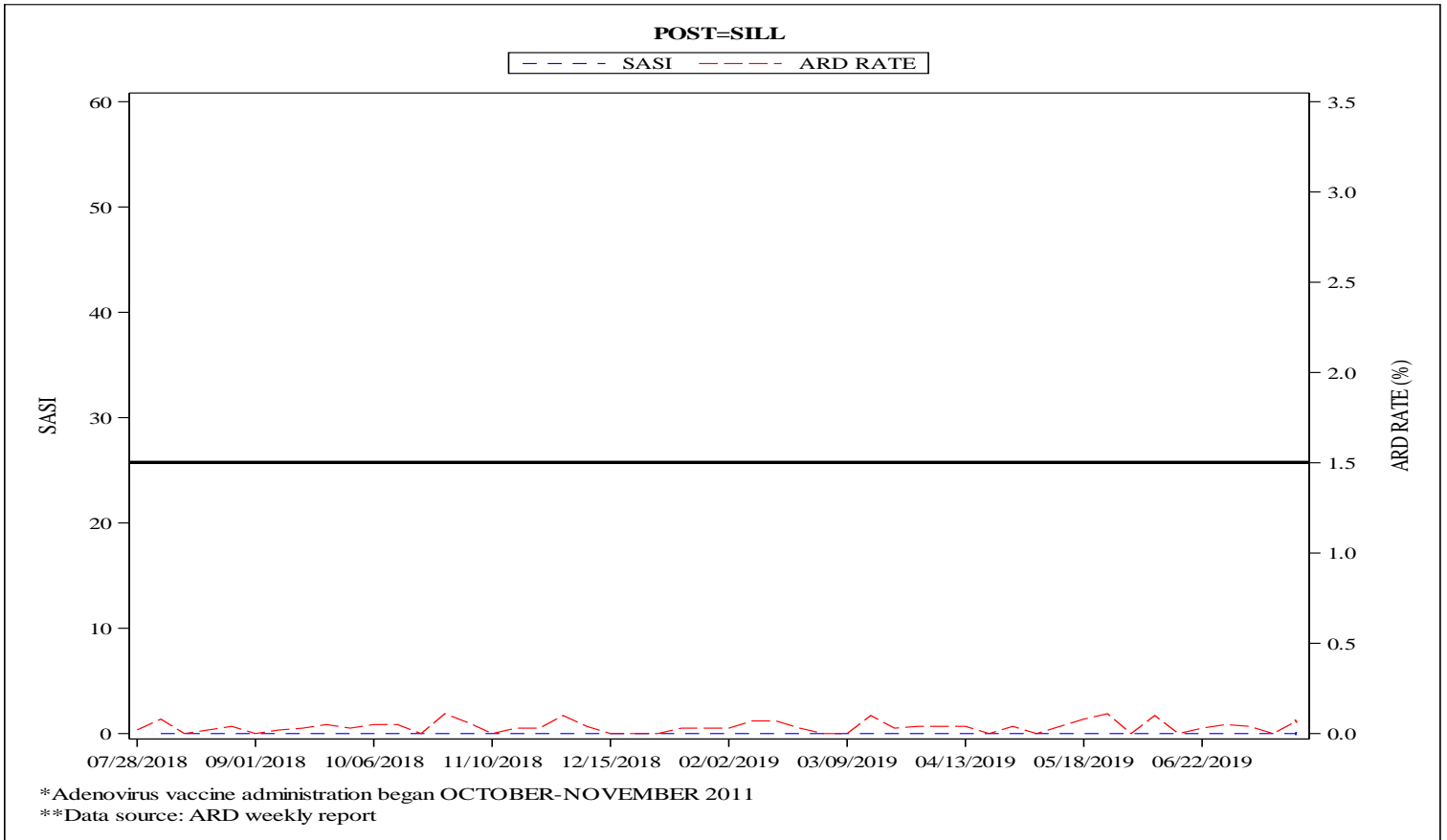
NOTE: All installations have achieved full ADV coverage.

	ARD Rate	SASI	STC
Benning	0.06 (I)	0.00 (N)	100%
Leonard Wood	0.32 (I)	5.05 (I)	83%
Jackson	0.28 (I)	0.00 (N)	60%
Sill	0.07 (I)	0.00 (N)	33%

Summary comparison to previous week

I = Increase D = Decrease N = No Change N/A = No cases

POST=SILL



Males			
Unit Strength	ARD Cases	Strep Test Done	Strep Positive
3290	2	0	0

Females			
Unit Strength	ARD Cases	Strep Test Done	Strep Positive
1298	1	1	0