



DISEASE EPIDEMIOLOGY PROGRAM Acute Respiratory Disease Surveillance Summary

Ft Benning: 20 December 2018 – 21 December 2019

DEFINITIONS:

ARD Rate=(ARD cases/Trainees) *100

ADV = Adenovirus

Strep Rate=(Strep Cultures (+)/Cultures) *100

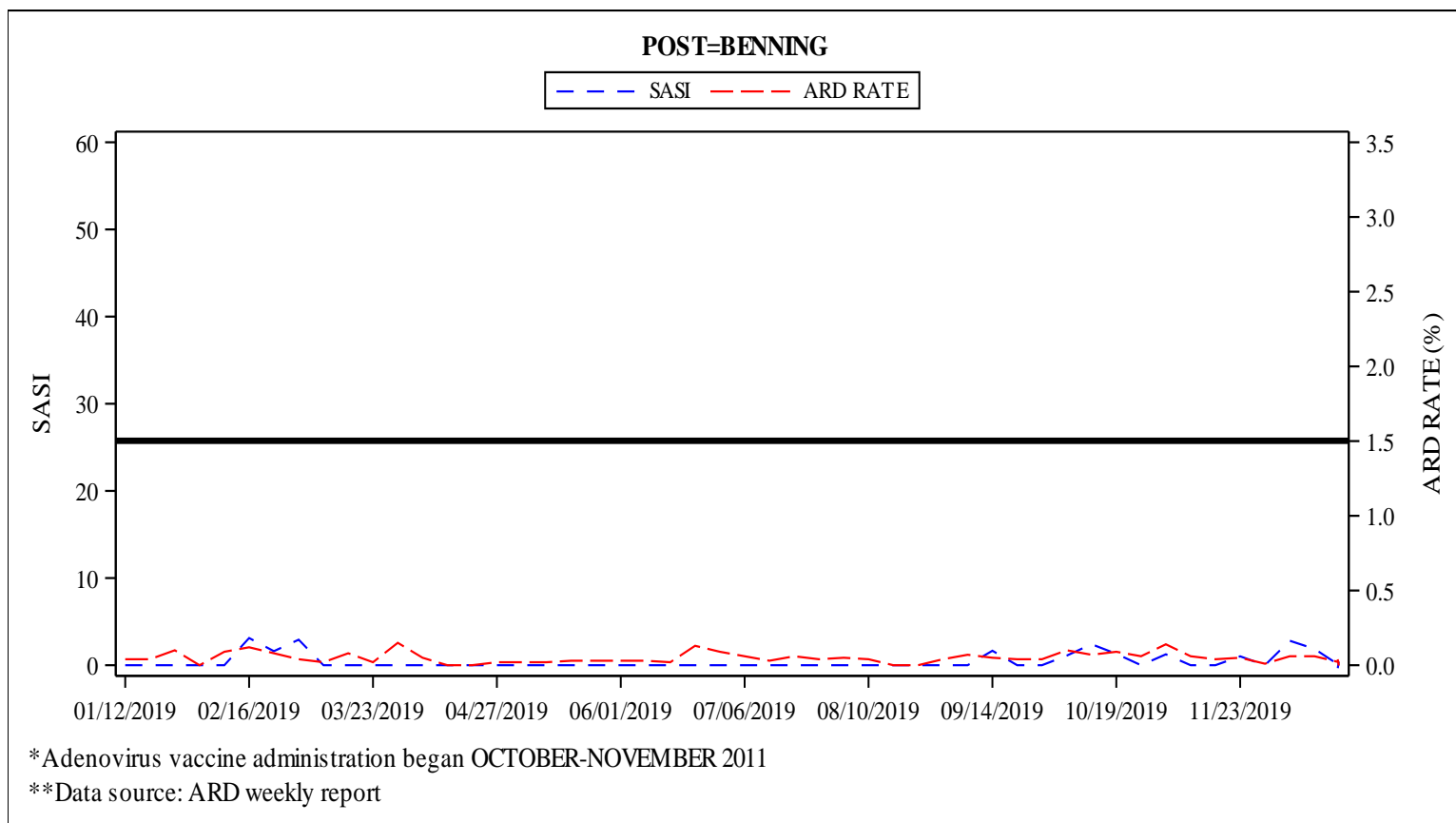
Strep-ARD Surveillance Index (SASI)=(ARD Rate*Strep Rate)

Strep Testing Compliance (STC) =% of ARD cases tested for Strep at each site (those sites highlighted red are at less than 60% compliance)

NOTE: All installations have achieved full ADV coverage.

	ARD Rate	SASI	STC
Benning	---	---	---
Leonard Wood	0.02 (D)	0.00 (D)	100%
Jackson	---	---	---
Sill	0.03 (D)	0.00 (N)	100%

Summary comparison to previous week
I = Increase D = Decrease N = No Change N/A = Undefined



Males			
Unit Strength	ARD Cases	Strep Test Done	Strep Positive
-	-	-	-

Females			
Unit Strength	ARD Cases	Strep Test Done	Strep Positive
-	-	-	-



DISEASE EPIDEMIOLOGY PROGRAM Acute Respiratory Disease Surveillance Summary

Ft Leonard Wood: 20 December 2018 – 21 December 2019

DEFINITIONS:

ARD Rate=(ARD cases/Trainees) *100

ADV = Adenovirus

Strep Rate=(Strep Cultures (+)/Cultures) *100

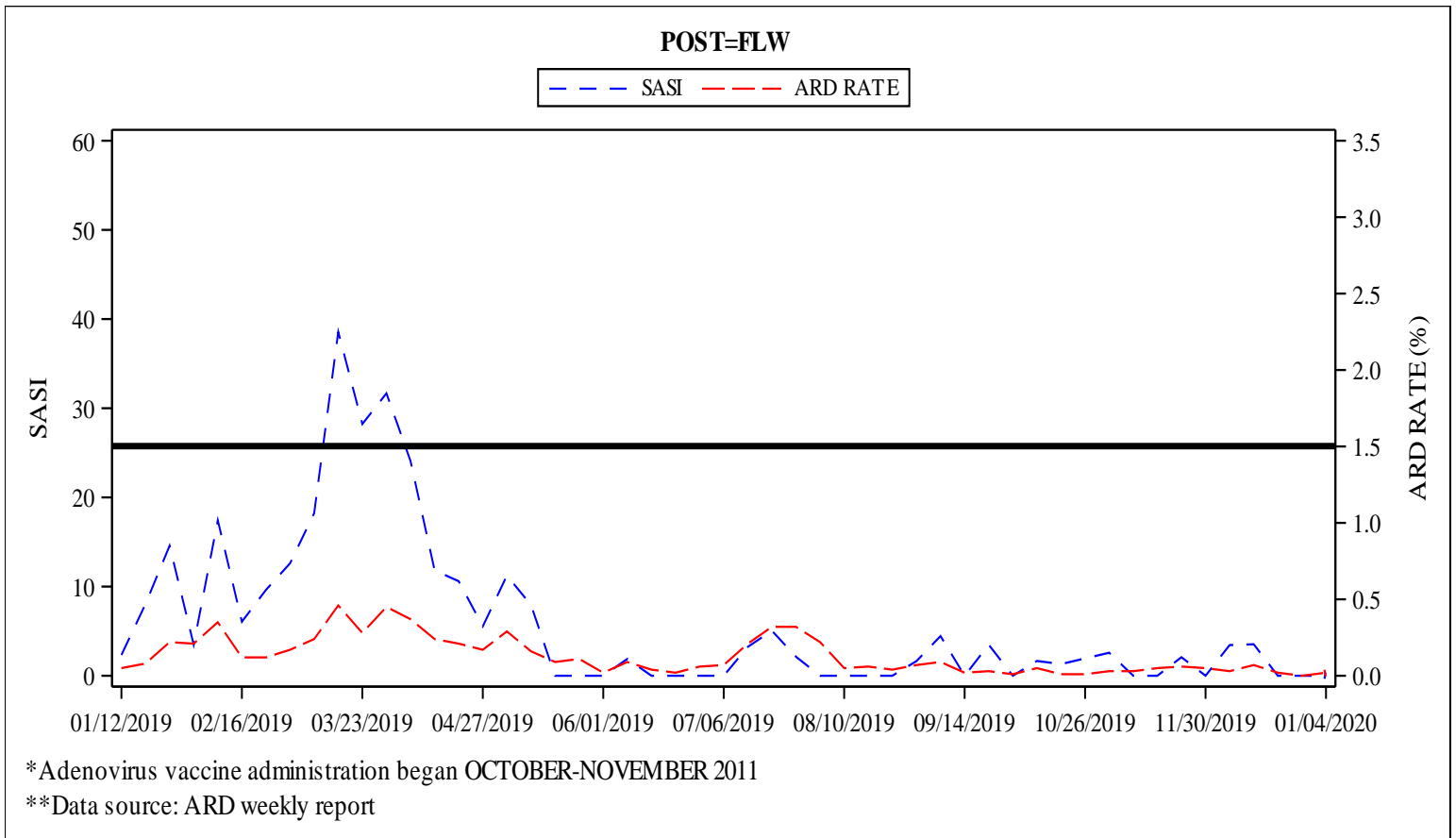
Strep-ARD Surveillance Index (SASI)=(ARD Rate*Strep Rate)

Strep Testing Compliance (STC) =% of ARD cases tested for Strep at each site (those sites highlighted red are at less than 60% compliance)

NOTE: All installations have achieved full ADV coverage.

	ARD Rate	SASI	STC
Benning	---	---	---
Leonard Wood	0.02 (D)	0.00 (D)	100%
Jackson	---	---	---
Sill	0.03 (D)	0.00 (N)	100%

Summary comparison to previous week
I = Increase D = Decrease N = No Change N/A = Undefined



Males			
Unit Strength	ARD Cases	Strep Test Done	Strep Positive
3688	0	0	0

Females			
Unit Strength	ARD Cases	Strep Test Done	Strep Positive
1485	1	1	0



DISEASE EPIDEMIOLOGY PROGRAM Acute Respiratory Disease Surveillance Summary

Ft Jackson: 20 December 2018 – 21 December 2019

DEFINITIONS:

ARD Rate=(ARD cases/Trainees) *100

ADV = Adenovirus

Strep Rate=(Strep Cultures (+)/Cultures) *100

Strep-ARD Surveillance Index (SASI)=(ARD Rate*Strep Rate)

Strep Testing Compliance (STC) =% of ARD cases tested for Strep at each site (those sites highlighted red are at less than 60% compliance)

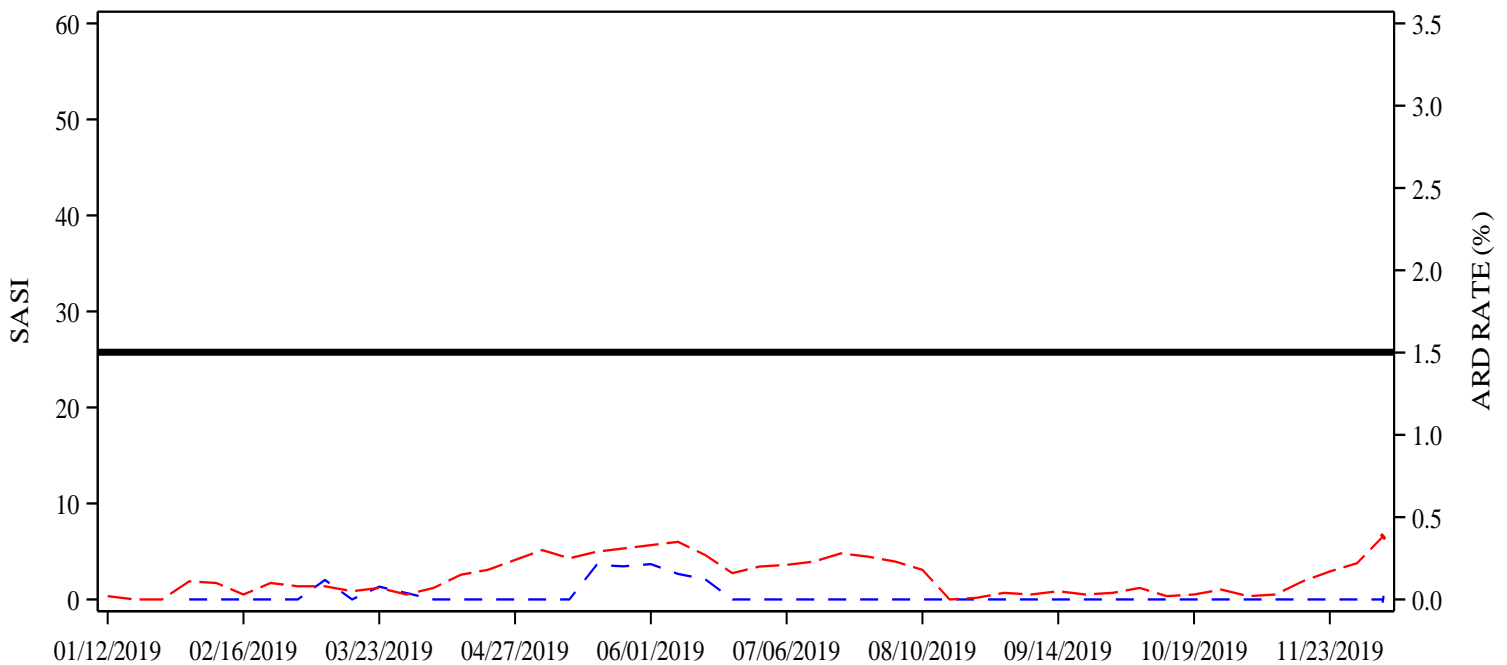
NOTE: All installations have achieved full ADV coverage.

	ARD Rate	SASI	STC
Benning	---	---	---
Leonard Wood	0.02 (D)	0.00 (D)	100%
Jackson	---	---	---
Sill	0.03 (D)	0.00 (N)	100%

Summary comparison to previous week
I = Increase D = Decrease N = No Change N/A = Undefined

POST=JACKSON

--- SASI --- ARD RATE



*Adenovirus vaccine administration began OCTOBER-NOVEMBER 2011

**Data source: ARD weekly report

Males			
Unit Strength	ARD Cases	Strep Test Done	Strep Positive
-	-	-	-

Females			
Unit Strength	ARD Cases	Strep Test Done	Strep Positive
-	-	-	-



DISEASE EPIDEMIOLOGY PROGRAM Acute Respiratory Disease Surveillance Summary

Ft Sill: 20 December 2018 – 21 December 2019

DEFINITIONS:

ARD Rate=(ARD cases/Trainees) *100

ADV = Adenovirus

Strep Rate=(Strep Cultures (+)/Cultures) *100

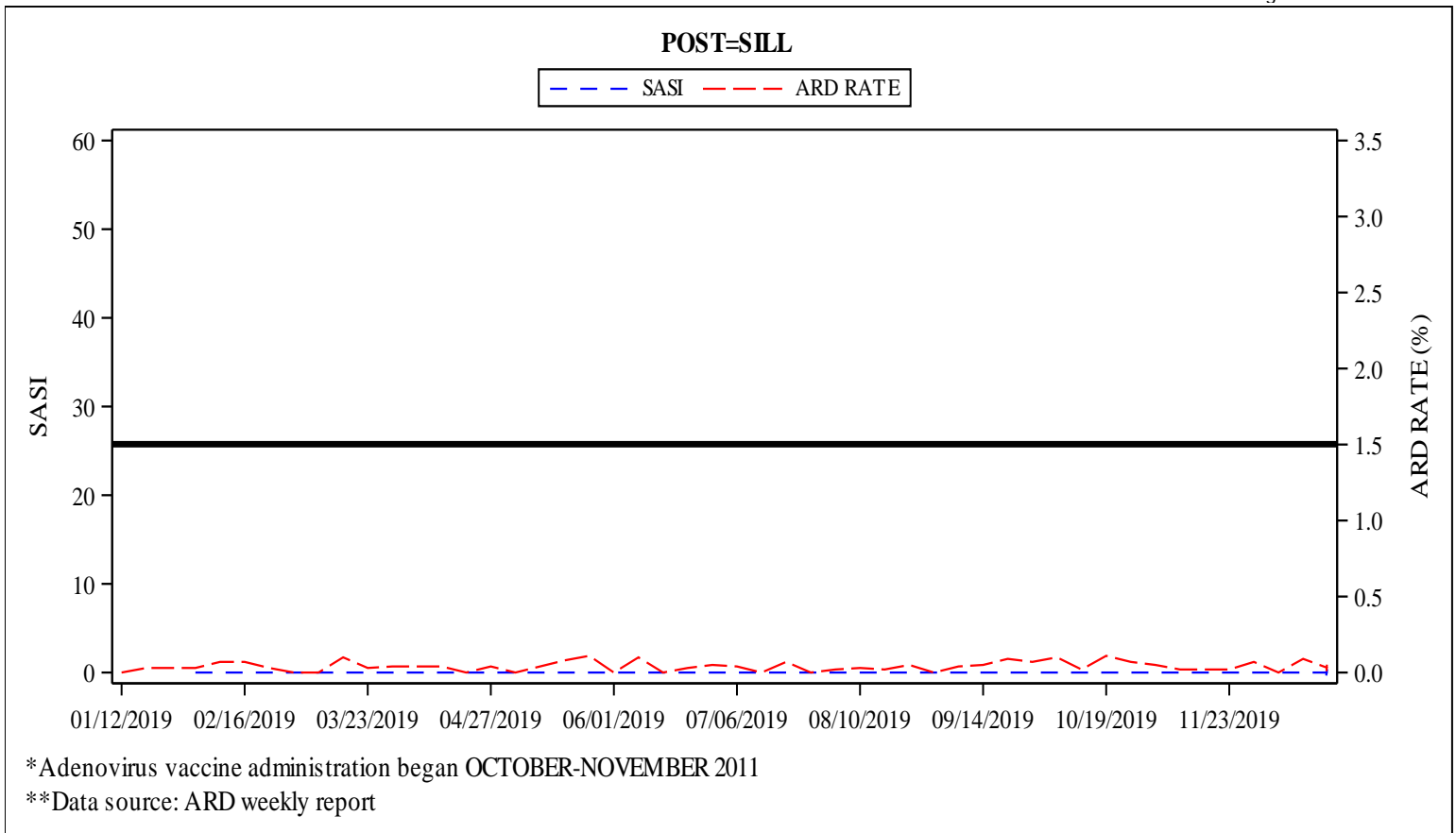
Strep-ARD Surveillance Index (SASI)=(ARD Rate*Strep Rate)

Strep Testing Compliance (STC) =% of ARD cases tested for Strep at each site (those sites highlighted red are at less than 60% compliance)

NOTE: All installations have achieved full ADV coverage.

	ARD Rate	SASI	STC
Benning	---	---	---
Leonard Wood	0.02 (D)	0.00 (D)	100%
Jackson	---	---	---
Sill	0.03 (D)	0.00 (N)	100%

Summary comparison to previous week
I = Increase D = Decrease N = No Change N/A = Undefined



Males			
Unit Strength	ARD Cases	Strep Test Done	Strep Positive
2081	1	1	0

Females			
Unit Strength	ARD Cases	Strep Test Done	Strep Positive
942	0	0	0