



# DISEASE EPIDEMIOLOGY PROGRAM

## Acute Respiratory Disease Surveillance Summary

**Ft Benning: 22 February 2019 – 22 February 2020**

**DEFINITIONS:**

ARD Rate=(ARD cases/Trainees) \*100

ADV = Adenovirus

Strep Rate=(Strep Cultures (+)/Cultures) \*100

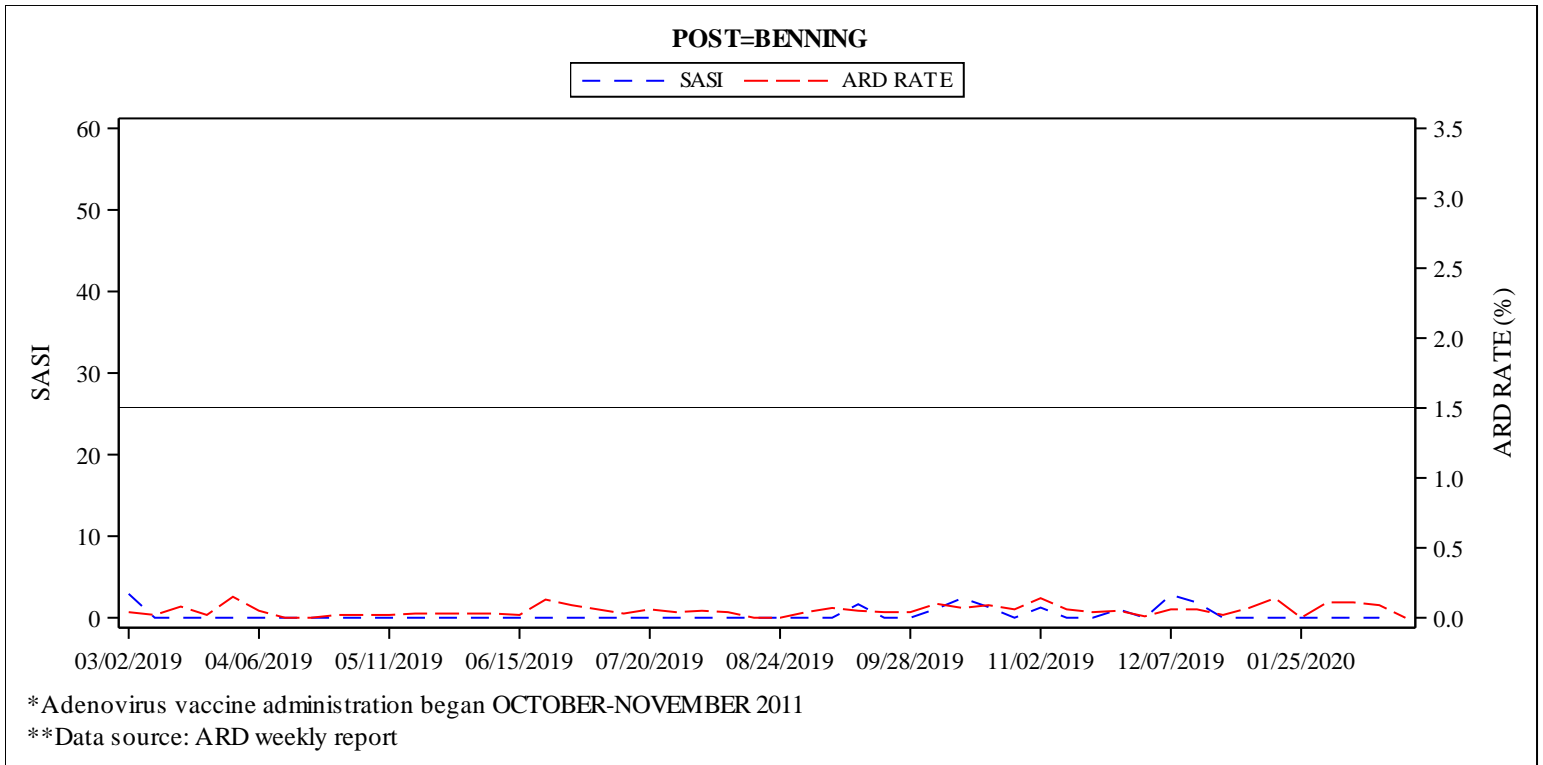
Strep-ARD Surveillance Index (SASI)=(ARD Rate\*Strep Rate)

Strep Testing Compliance (STC) =% of ARD cases tested for Strep at each site (those sites highlighted red are at less than 60% compliance)

**NOTE: All installations have achieved full ADV coverage.**

	ARD Rate	SASI	STC
Benning	0.00 (D)	0.00 (N)	0%
Leonard Wood	0.05 (I)	0.00 (N)	0%
Jackson	-	-	-
Sill	0.10 (D)	3.37 (D)	100%

Summary comparison to previous week  
 I = Increase D = Decrease N = No Change N/A = Undefined



Males			
Unit Strength	ARD Cases	Strep Test Done	Strep Positive
7225	0	0	0

Females			
Unit Strength	ARD Cases	Strep Test Done	Strep Positive
185	0	0	0



# DISEASE EPIDEMIOLOGY PROGRAM Acute Respiratory Disease Surveillance Summary

**Ft Leonard Wood: 22 February 2019 – 22 February 2020**

**DEFINITIONS:**

ARD Rate=(ARD cases/Trainees) \*100

ADV = Adenovirus

Strep Rate=(Strep Cultures (+)/Cultures) \*100

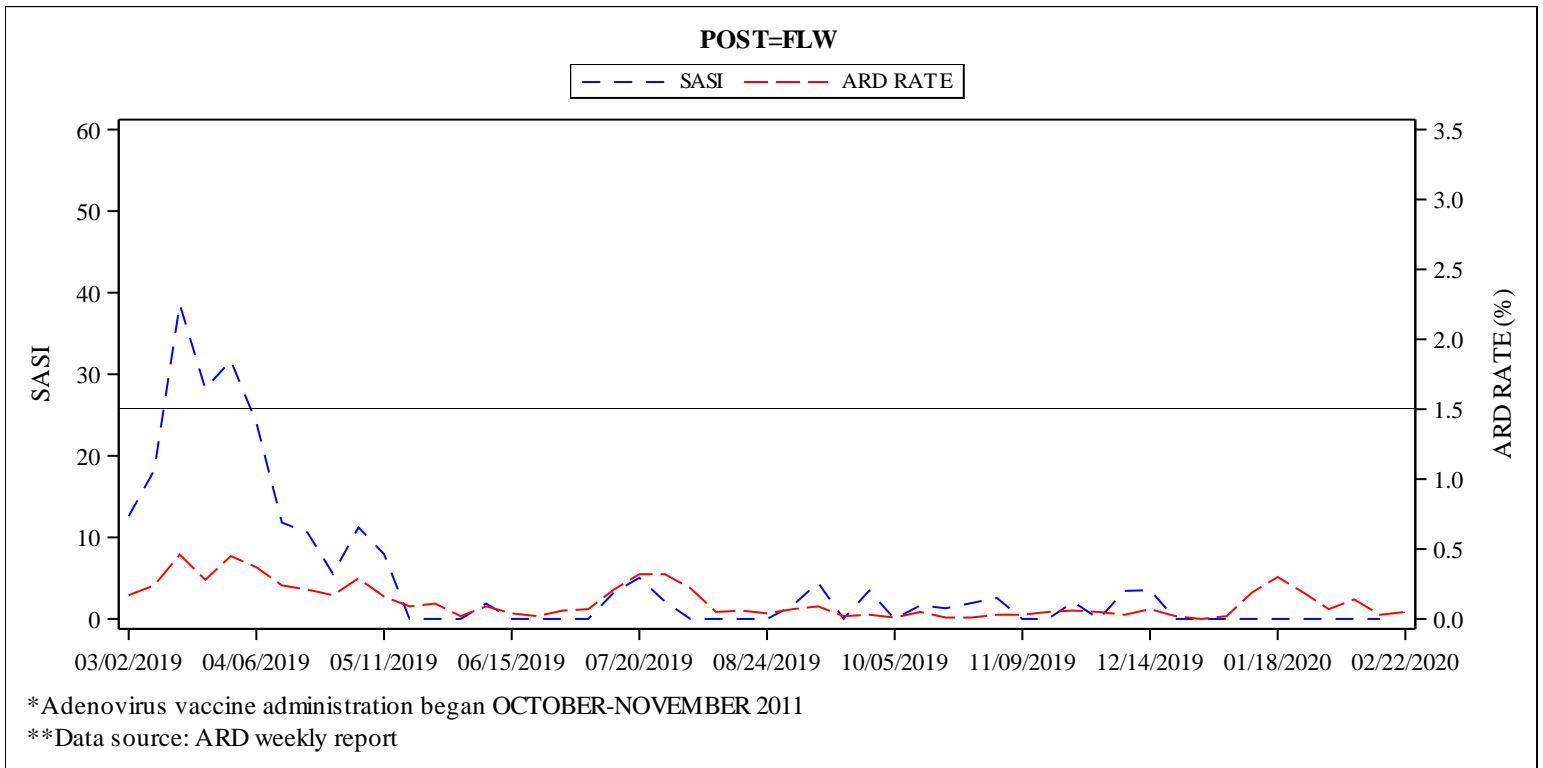
Strep-ARD Surveillance Index (SASI)=(ARD Rate\*Strep Rate)

Strep Testing Compliance (STC) =% of ARD cases tested for Strep at each site (those sites highlighted red are at less than 60% compliance)

**NOTE: All installations have achieved full ADV coverage.**

	ARD Rate	SASI	STC
Benning	0.00 (D)	0.00 (N)	0%
Leonard Wood	0.05 (I)	0.00 (N)	0%
Jackson	-	-	-
Sill	0.10 (D)	3.37 (D)	100%

Summary comparison to previous week  
I = Increase D = Decrease N = No Change N/A = Undefined



Males			
Unit Strength	ARD Cases	Strep Test Done	Strep Positive
4499	3	0	0

Females			
Unit Strength	ARD Cases	Strep Test Done	Strep Positive
1733	0	0	0

If you have questions, comments or suggestions about this report, please contact us at (410) 436-4655 or [Email Disease Epidemiology](#)

APPROVED FOR PUBLIC RELEASE, DISTRIBUTION UNLIMITED



# DISEASE EPIDEMIOLOGY PROGRAM

## Acute Respiratory Disease Surveillance Summary

**Ft Jackson: 22 February 2019 – 22 February 2020**

**DEFINITIONS:**

ARD Rate=(ARD cases/Trainees) \*100

ADV = Adenovirus

Strep Rate=(Strep Cultures (+)/Cultures) \*100

Strep-ARD Surveillance Index (SASI)=(ARD Rate\*Strep Rate)

Strep Testing Compliance (STC) =% of ARD cases tested for Strep at each site (those sites highlighted red are at less than 60% compliance)

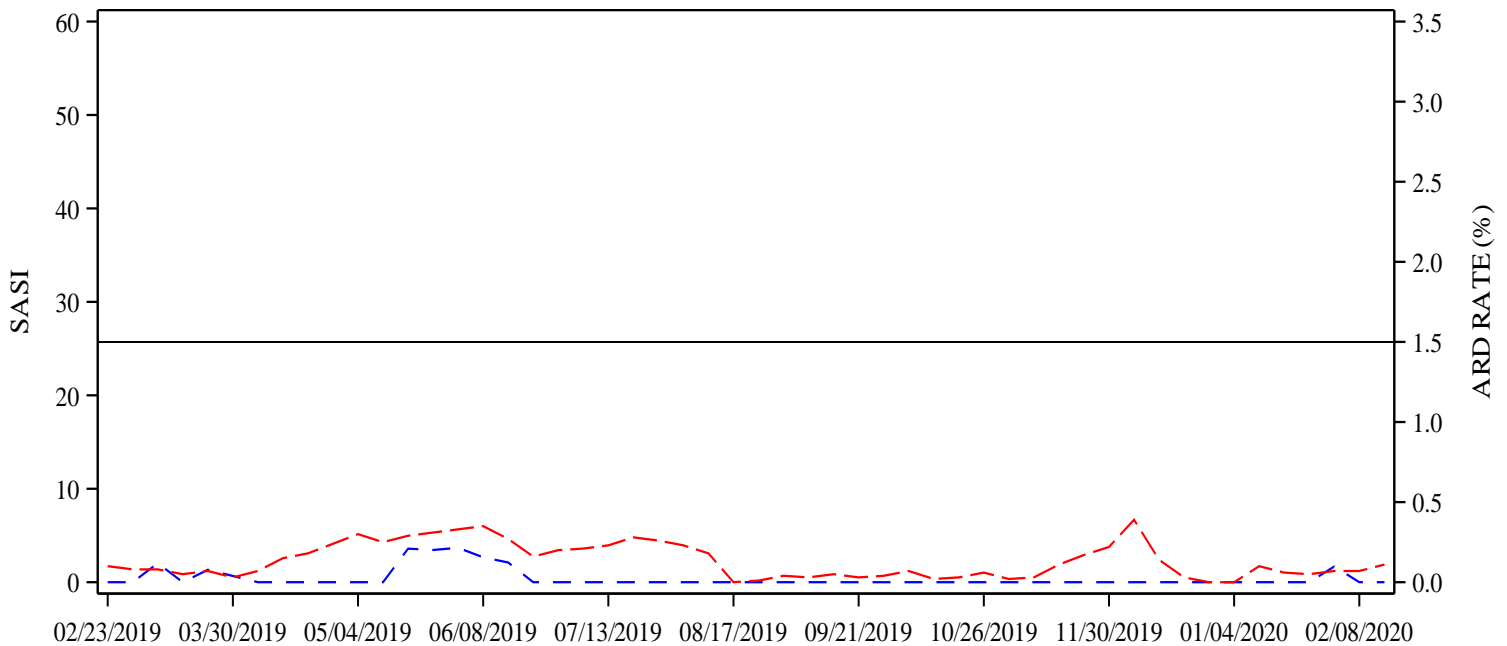
**NOTE: All installations have achieved full ADV coverage.**

	ARD Rate	SASI	STC
Benning	0.00 (D)	0.00 (N)	0%
Leonard Wood	0.05 (I)	0.00 (N)	0%
Jackson	-	-	-
Sill	0.10 (D)	3.37 (D)	100%

Summary comparison to previous week  
 I = Increase D = Decrease N = No Change N/A = Undefined

**POST=JACKSON**

--- SASI --- ARD RATE



\*Adenovirus vaccine administration began OCTOBER-NOVEMBER 2011

\*\*Data source: ARD weekly report

Males			
Unit Strength	ARD Cases	Strep Test Done	Strep Positive
-	-	-	-

Females			
Unit Strength	ARD Cases	Strep Test Done	Strep Positive
-	-	-	-



# DISEASE EPIDEMIOLOGY PROGRAM

## Acute Respiratory Disease Surveillance Summary

**Ft Sill: 22 February 2019 – 22 February 2020**

**DEFINITIONS:**

ARD Rate=(ARD cases/Trainees) \*100

ADV = Adenovirus

Strep Rate=(Strep Cultures (+)/Cultures) \*100

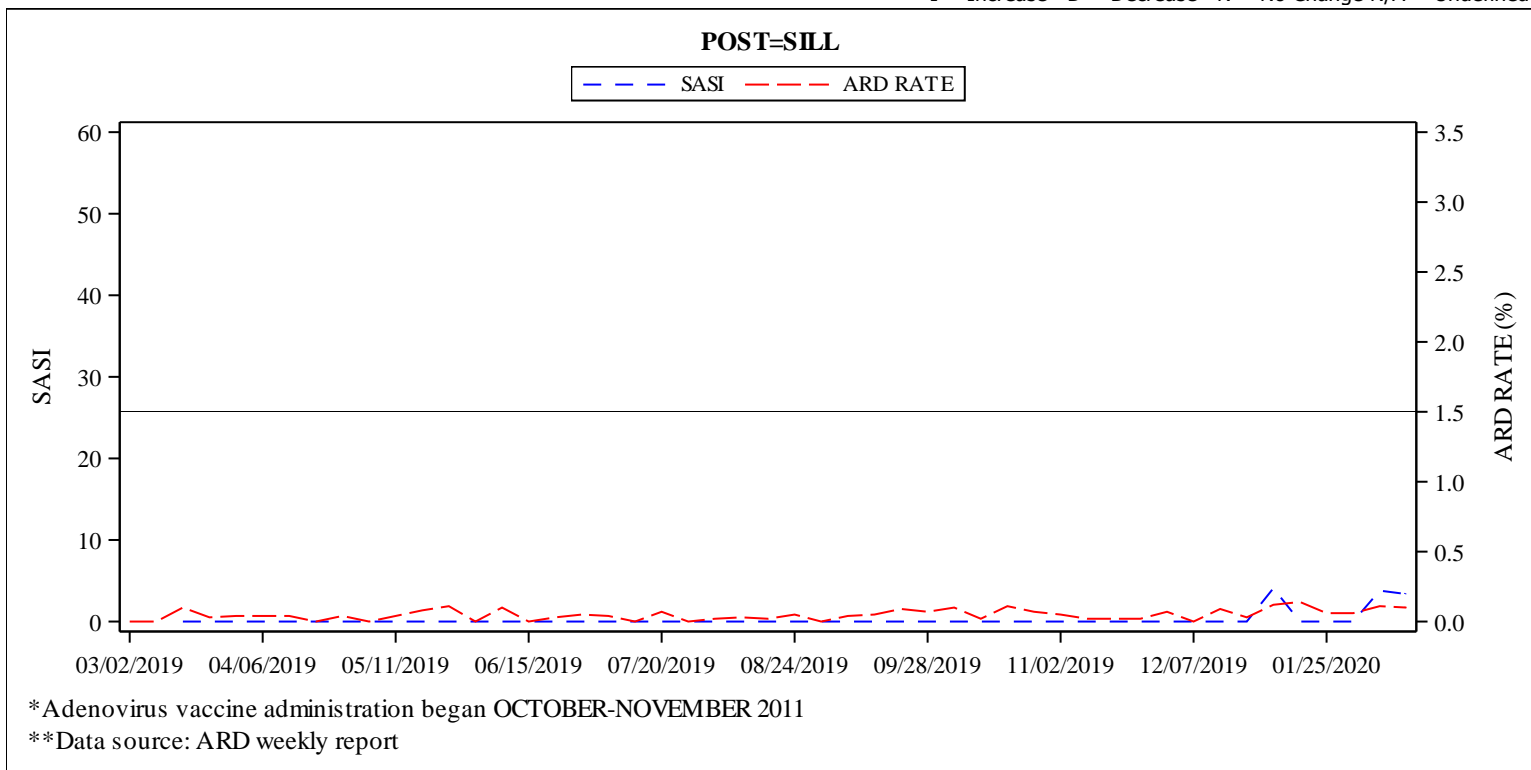
Strep-ARD Surveillance Index (SASI)=(ARD Rate\*Strep Rate)

Strep Testing Compliance (STC) =% of ARD cases tested for Strep at each site (those sites highlighted red are at less than 60% compliance)

**NOTE: All installations have achieved full ADV coverage.**

	ARD Rate	SASI	STC
Benning	0.00 (D)	0.00 (N)	0%
Leonard Wood	0.05 (I)	0.00 (N)	0%
Jackson	-	-	-
Sill	0.10 (D)	3.37 (D)	100%

Summary comparison to previous week  
I = Increase D = Decrease N = No Change N/A = Undefined



Males			
Unit Strength	ARD Cases	Strep Test Done	Strep Positive
2258	0	0	0

Females			
Unit Strength	ARD Cases	Strep Test Done	Strep Positive
711	3	3	1