



DISEASE EPIDEMIOLOGY PROGRAM Acute Respiratory Disease Surveillance Summary

Ft Benning: 22 March 2018 – 23 March 2019

DEFINITIONS:

ARD Rate=(ARD cases/Trainees) *100

ADV = Adenovirus

Strep Rate=(Strep Cultures (+)/Cultures) *100

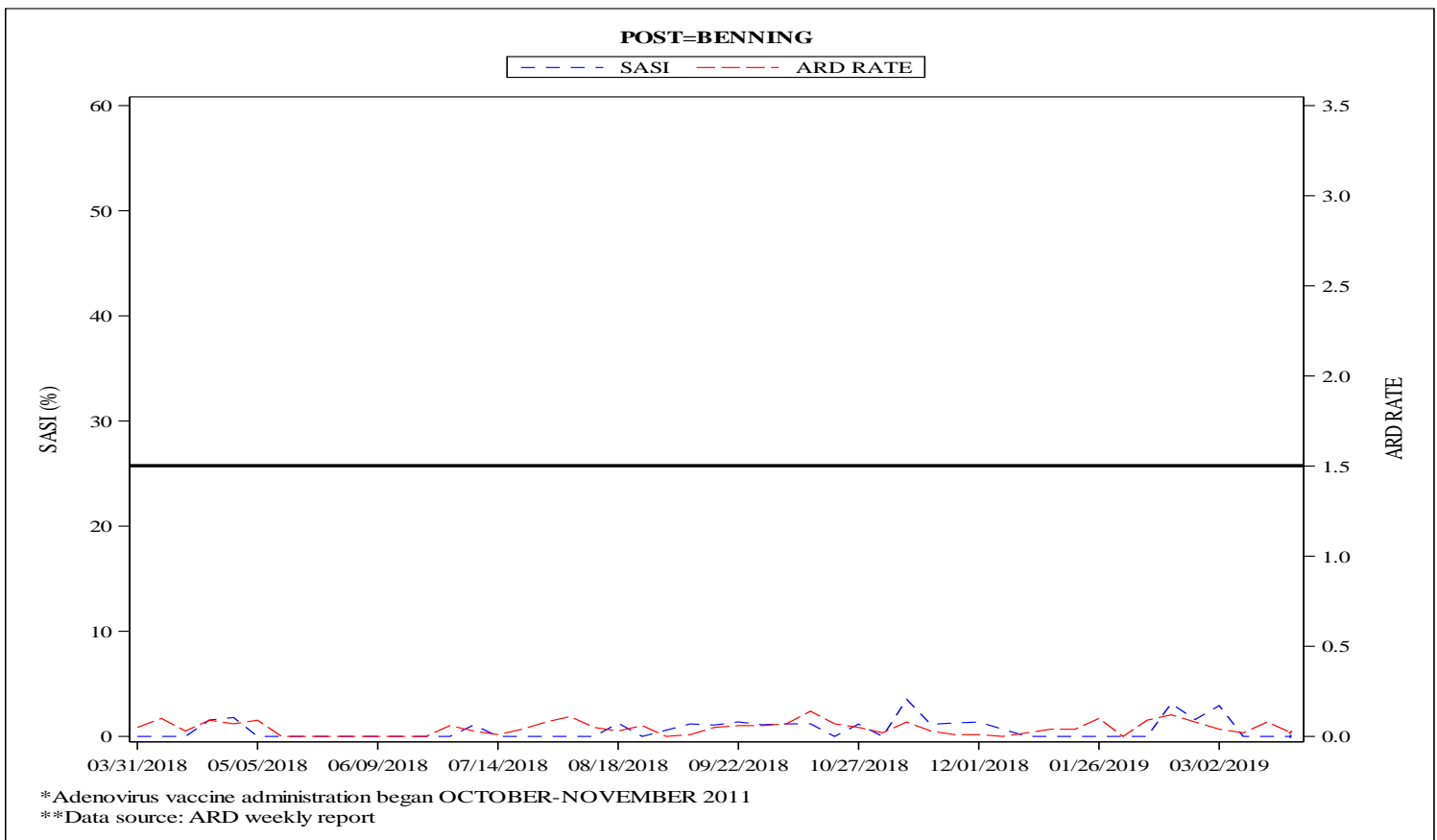
Strep-ARD Surveillance Index (SASI)=(ARD Rate*Strep Rate)

Strep Testing Compliance (STC) =% of ARD cases tested for Strep at each site (those sites highlighted red are at less than 60% compliance)

NOTE: All installations have achieved full ADV coverage.

| | ARD Rate | SASI | STC |
|--------------|----------|-----------|------|
| Benning | 0.02 (D) | 0.00 (N) | 100% |
| Leonard Wood | 0.28 (D) | 28.23 (D) | 55% |
| Jackson | 0.07 (I) | 1.33 (D) | 83% |
| Sill | 0.03 (D) | ---- | 0% |

Summary comparison to previous week
I = Increase D = Decrease N = No Change N/A = No cases



| Males | | | |
|---------------|-----------|-----------------|----------------|
| Unit Strength | ARD Cases | Strep Test Done | Strep Positive |
| 6213 | 1 | 1 | 0 |

| Females | | | |
|---------------|-----------|-----------------|----------------|
| Unit Strength | ARD Cases | Strep Test Done | Strep Positive |
| 66 | 0 | 0 | 0 |



DISEASE EPIDEMIOLOGY PROGRAM Acute Respiratory Disease Surveillance Summary

Ft Leonard Wood: 22 March 2018 – 23 March 2019

DEFINITIONS:

ARD Rate=(ARD cases/Trainees) *100

ADV = Adenovirus

Strep Rate=(Strep Cultures (+)/Cultures) *100

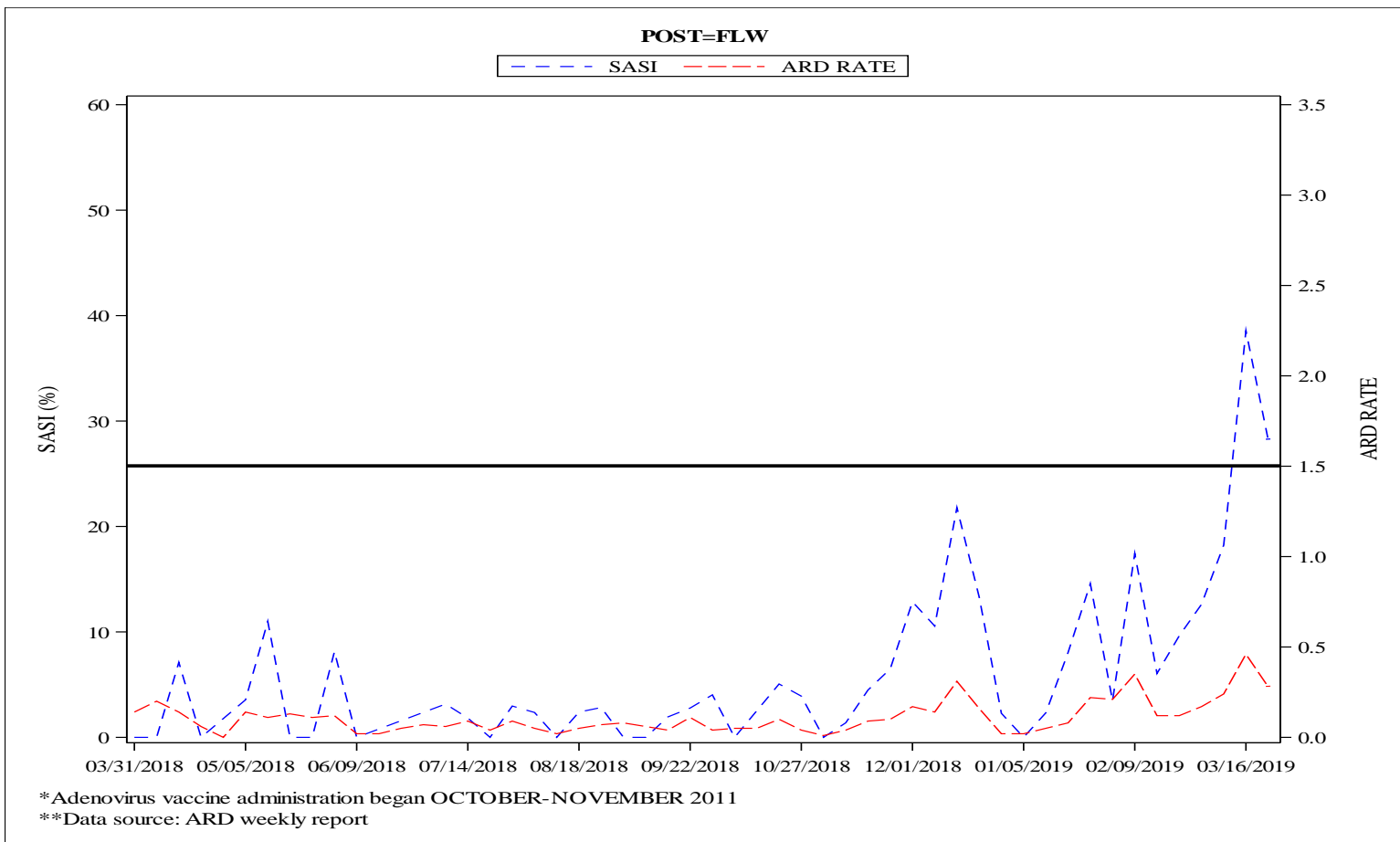
Strep-ARD Surveillance Index (SASI)=(ARD Rate*Strep Rate)

Strep Testing Compliance (STC) =% of ARD cases tested for Strep at each site (those sites highlighted red are at less than 60% compliance)

NOTE: All installations have achieved full ADV coverage.

| | ARD Rate | SASI | STC |
|--------------|----------|-----------|------|
| Benning | 0.02 (D) | 0.00 (N) | 100% |
| Leonard Wood | 0.28 (D) | 28.23 (D) | 55% |
| Jackson | 0.07 (I) | 1.33 (D) | 83% |
| Sill | 0.03 (D) | ---- | 0% |

Summary comparison to previous week
I = Increase D = Decrease N = No Change N/A = No cases



| Males | | | |
|---------------|-----------|-----------------|----------------|
| Unit Strength | ARD Cases | Strep Test Done | Strep Positive |
| 4906 | 13 | 9 | 9 |

| Females | | | |
|---------------|-----------|-----------------|----------------|
| Unit Strength | ARD Cases | Strep Test Done | Strep Positive |
| 1470 | 5 | 1 | 1 |

If you have questions, comments or suggestions about this report, please contact us at (410) 436-4655 or [Email Disease Epidemiology](#)

APPROVED FOR PUBLIC RELEASE, DISTRIBUTION UNLIMITED



DISEASE EPIDEMIOLOGY PROGRAM Acute Respiratory Disease Surveillance Summary

Ft Jackson: 22 March 2018 – 23 March 2019

DEFINITIONS:

ARD Rate=(ARD cases/Trainees) *100

ADV = Adenovirus

Strep Rate=(Strep Cultures (+)/Cultures) *100

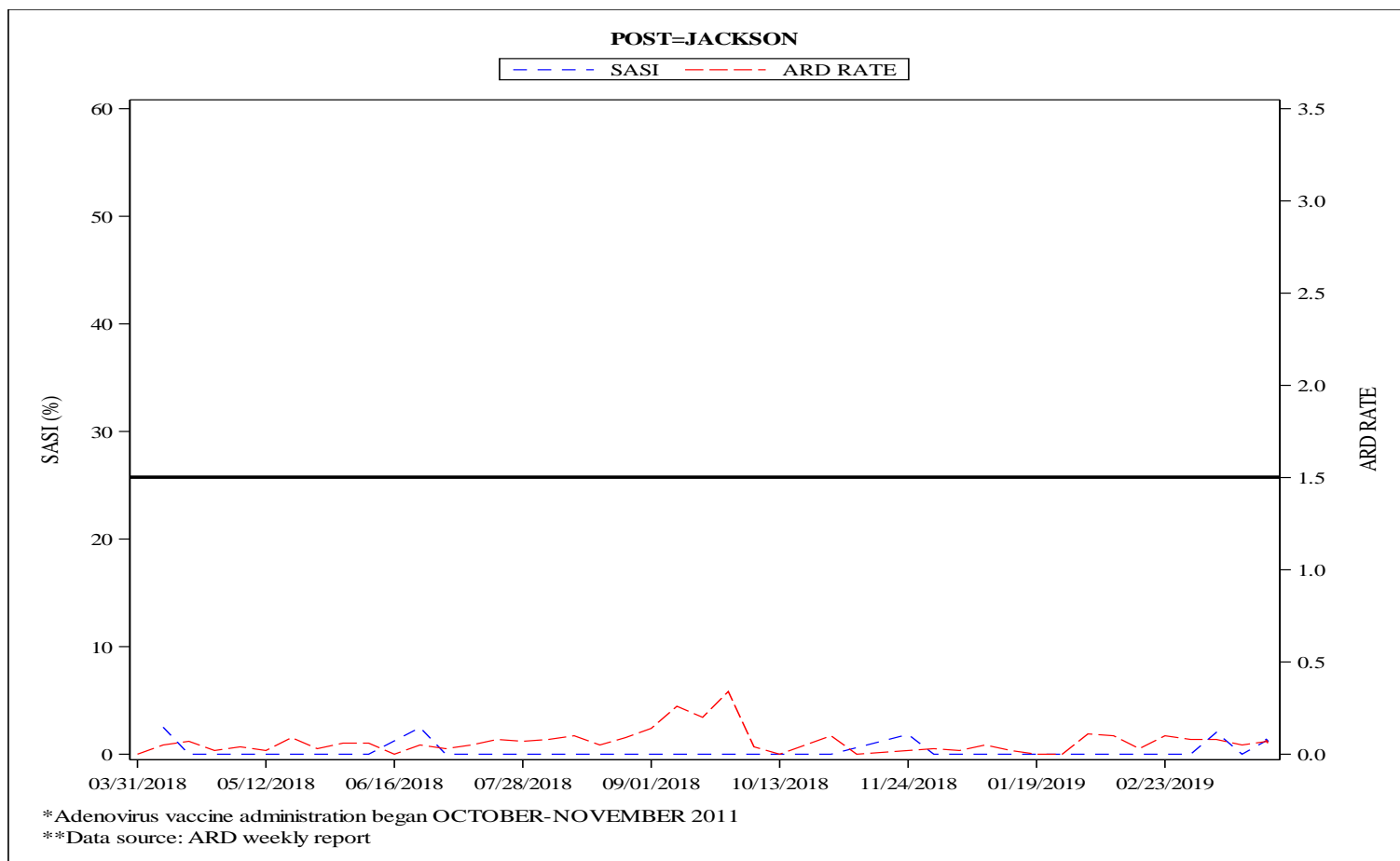
Strep-ARD Surveillance Index (SASI)=(ARD Rate*Strep Rate)

Strep Testing Compliance (STC) =% of ARD cases tested for Strep at each site (those sites highlighted red are at less than 60% compliance)

NOTE: All installations have achieved full ADV coverage.

| | ARD Rate | SASI | STC |
|--------------|----------|-----------|------|
| Benning | 0.02 (D) | 0.00 (N) | 100% |
| Leonard Wood | 0.28 (D) | 28.23 (D) | 55% |
| Jackson | 0.07 (I) | 1.33 (D) | 83% |
| Sill | 0.03 (D) | ---- | 0% |

Summary comparison to previous week
I = Increase D = Decrease N = No Change N/A = No cases



| Males | | | |
|---------------|-----------|-----------------|----------------|
| Unit Strength | ARD Cases | Strep Test Done | Strep Positive |
| 6354 | 3 | 2 | 1 |

| Females | | | |
|---------------|-----------|-----------------|----------------|
| Unit Strength | ARD Cases | Strep Test Done | Strep Positive |
| 2647 | 3 | 3 | 0 |



DISEASE EPIDEMIOLOGY PROGRAM Acute Respiratory Disease Surveillance Summary

Ft Sill: 22 March 2018 – 23 March 2019

DEFINITIONS:

ARD Rate=(ARD cases/Trainees) *100

ADV = Adenovirus

Strep Rate=(Strep Cultures (+)/Cultures) *100

Strep-ARD Surveillance Index (SASI)=(ARD Rate*Strep Rate)

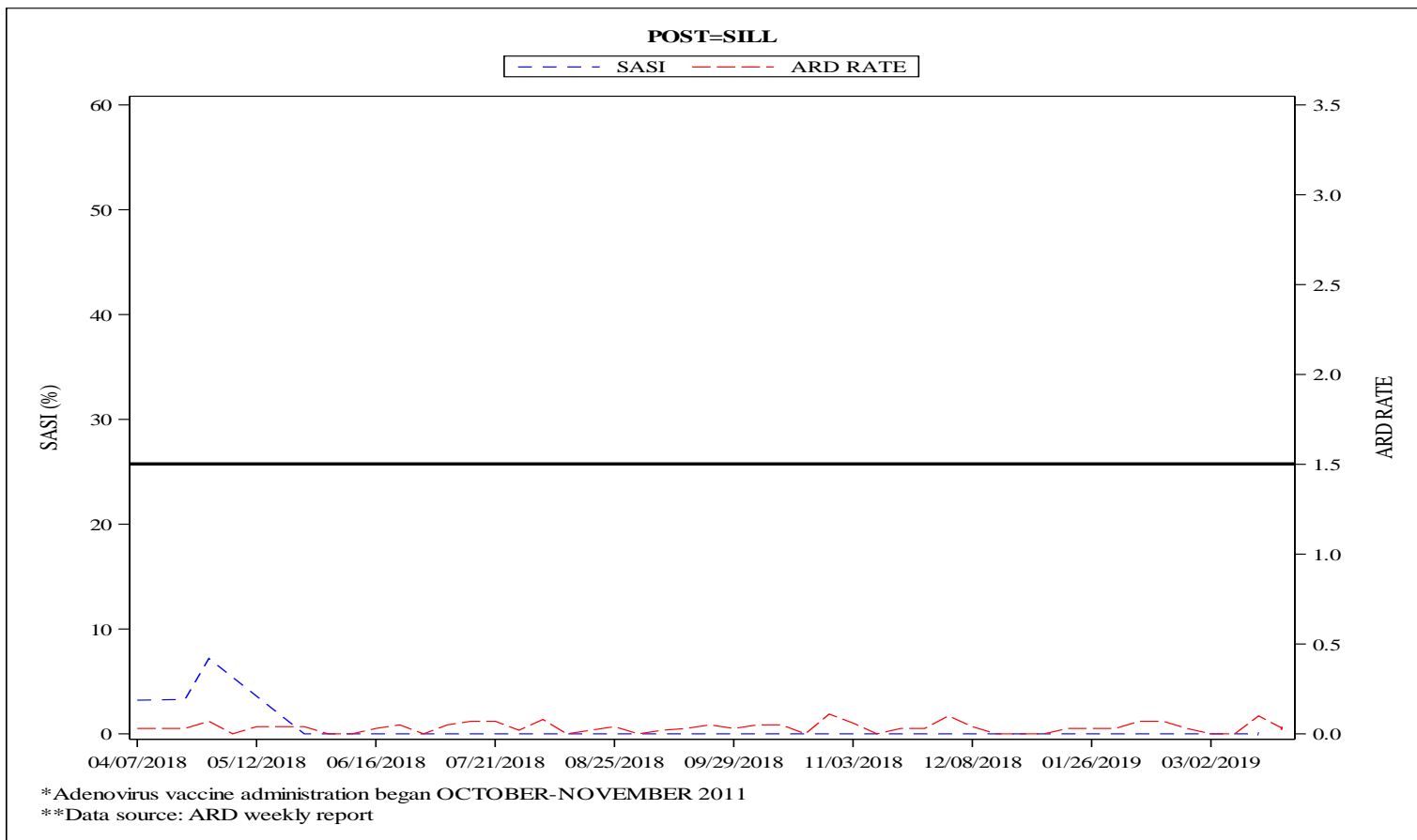
Strep Testing Compliance (STC) =% of ARD cases tested for Strep at each site (those sites highlighted red are at less than 60% compliance)

NOTE: All installations have achieved full ADV coverage.

| | ARD Rate | SASI | STC |
|--------------|----------|-----------|------|
| Benning | 0.02 (D) | 0.00 (N) | 100% |
| Leonard Wood | 0.28 (D) | 28.23 (D) | 55% |
| Jackson | 0.07 (I) | 1.33 (D) | 83% |
| Sill | 0.03 (D) | ---- | 0% |

Summary comparison to previous week

I = Increase D = Decrease N = No Change N/A = No cases



| Males | | | |
|---------------|-----------|-----------------|----------------|
| Unit Strength | ARD Cases | Strep Test Done | Strep Positive |
| 2328 | 1 | 0 | 0 |

| Females | | | |
|---------------|-----------|-----------------|----------------|
| Unit Strength | ARD Cases | Strep Test Done | Strep Positive |
| 905 | 0 | 0 | 0 |