



# DISEASE EPIDEMIOLOGY PROGRAM Acute Respiratory Disease Surveillance Summary

**Ft Benning: 24 May 2018 – 25 May 2019**

**DEFINITIONS:**

ARD Rate=(ARD cases/Trainees) \*100

ADV = Adenovirus

Strep Rate=(Strep Cultures (+)/Cultures) \*100

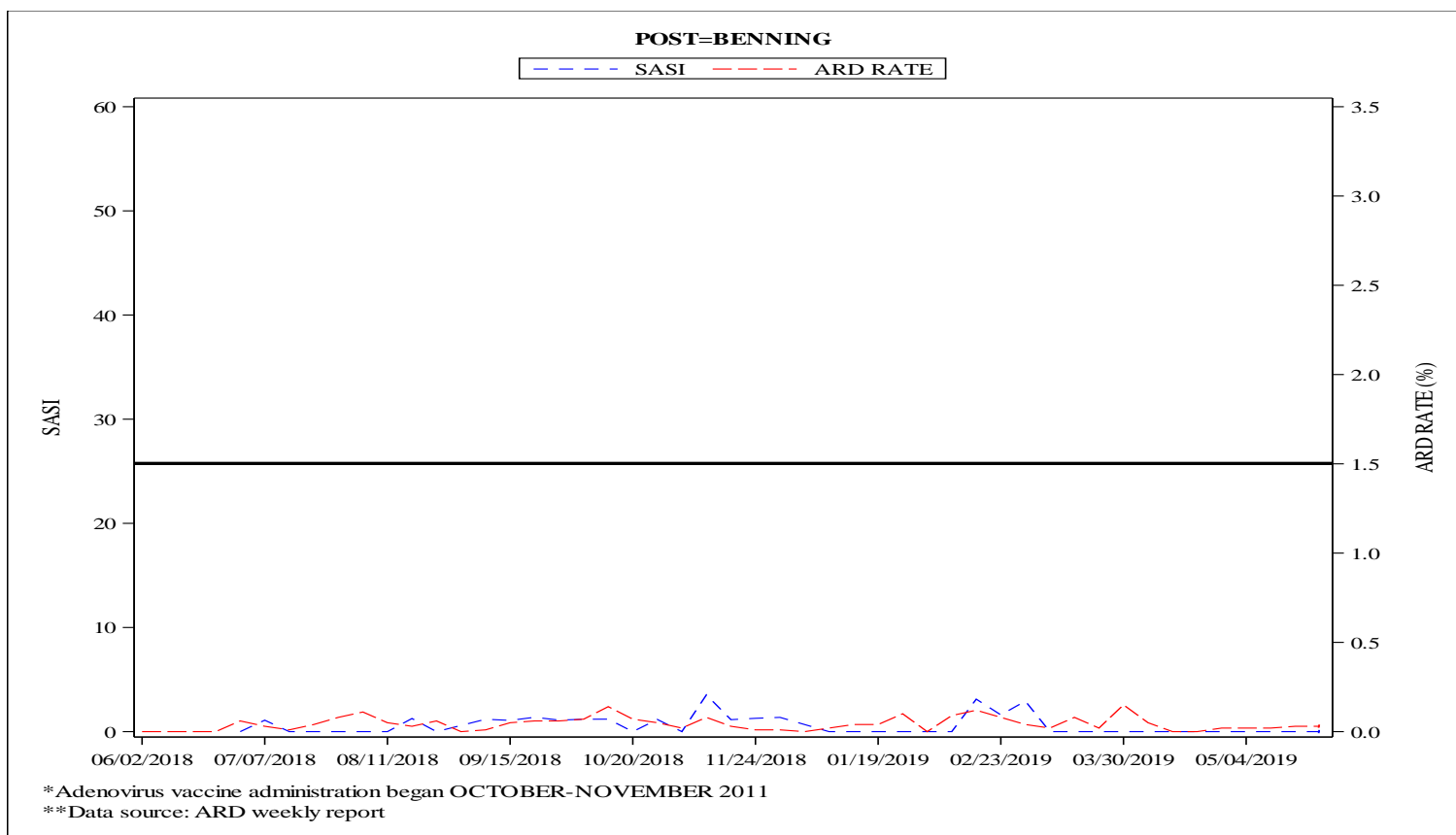
Strep-ARD Surveillance Index (SASI)=(ARD Rate\*Strep Rate)

Strep Testing Compliance (STC) =% of ARD cases tested for Strep at each site (those sites highlighted red are at less than 60% compliance)

**NOTE: All installations have achieved full ADV coverage.**

	ARD Rate	SASI	STC
Benning	0.03 (I)	0.00 (N)	50%
Leonard Wood	0.11 (D)	0.00 (D)	50%
Jackson	---	---	---
Sill	0.11 (I)	0.00 (N)	33%

Summary comparison to previous week  
I = Increase D = Decrease N = No Change N/A = No cases



Males			
Unit Strength	ARD Cases	Strep Test Done	Strep Positive
5961	2	1	0

Females			
Unit Strength	ARD Cases	Strep Test Done	Strep Positive
66	0	0	0



# DISEASE EPIDEMIOLOGY PROGRAM Acute Respiratory Disease Surveillance Summary

**Ft Leonard Wood: 24 May 2018 – 25 May 2019**

**DEFINITIONS:**

ARD Rate=(ARD cases/Trainees) \*100

ADV = Adenovirus

Strep Rate=(Strep Cultures (+)/Cultures) \*100

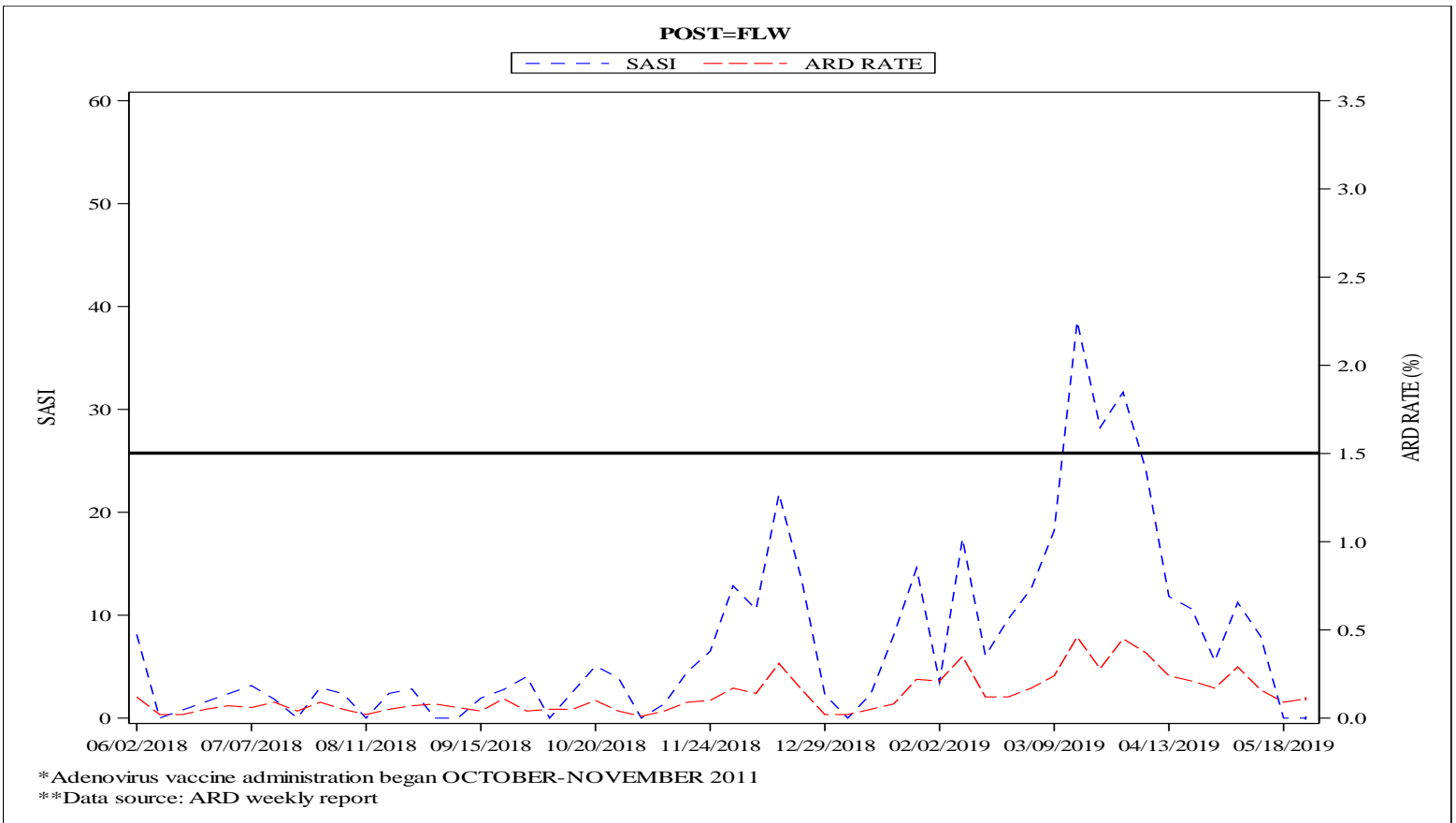
Strep-ARD Surveillance Index (SASI)=(ARD Rate\*Strep Rate)

Strep Testing Compliance (STC) =% of ARD cases tested for Strep at each site (those sites highlighted red are at less than 60% compliance)

**NOTE: All installations have achieved full ADV coverage.**

	ARD Rate	SASI	STC
Benning	0.03 (I)	0.00 (N)	50%
Leonard Wood	0.11 (D)	0.00 (D)	50%
Jackson	---	---	---
Sill	0.11 (I)	0.00 (N)	33%

Summary comparison to previous week  
I = Increase D = Decrease N = No Change N/A = No cases



Males			
Unit Strength	ARD Cases	Strep Test Done	Strep Positive
4218	4	2	0

Females			
Unit Strength	ARD Cases	Strep Test Done	Strep Positive
1478	2	1	0



# DISEASE EPIDEMIOLOGY PROGRAM Acute Respiratory Disease Surveillance Summary

**Ft Jackson: 24 May 2018 – 25 May 2019**

**DEFINITIONS:**

ARD Rate=(ARD cases/Trainees) \*100

ADV = Adenovirus

Strep Rate=(Strep Cultures (+)/Cultures) \*100

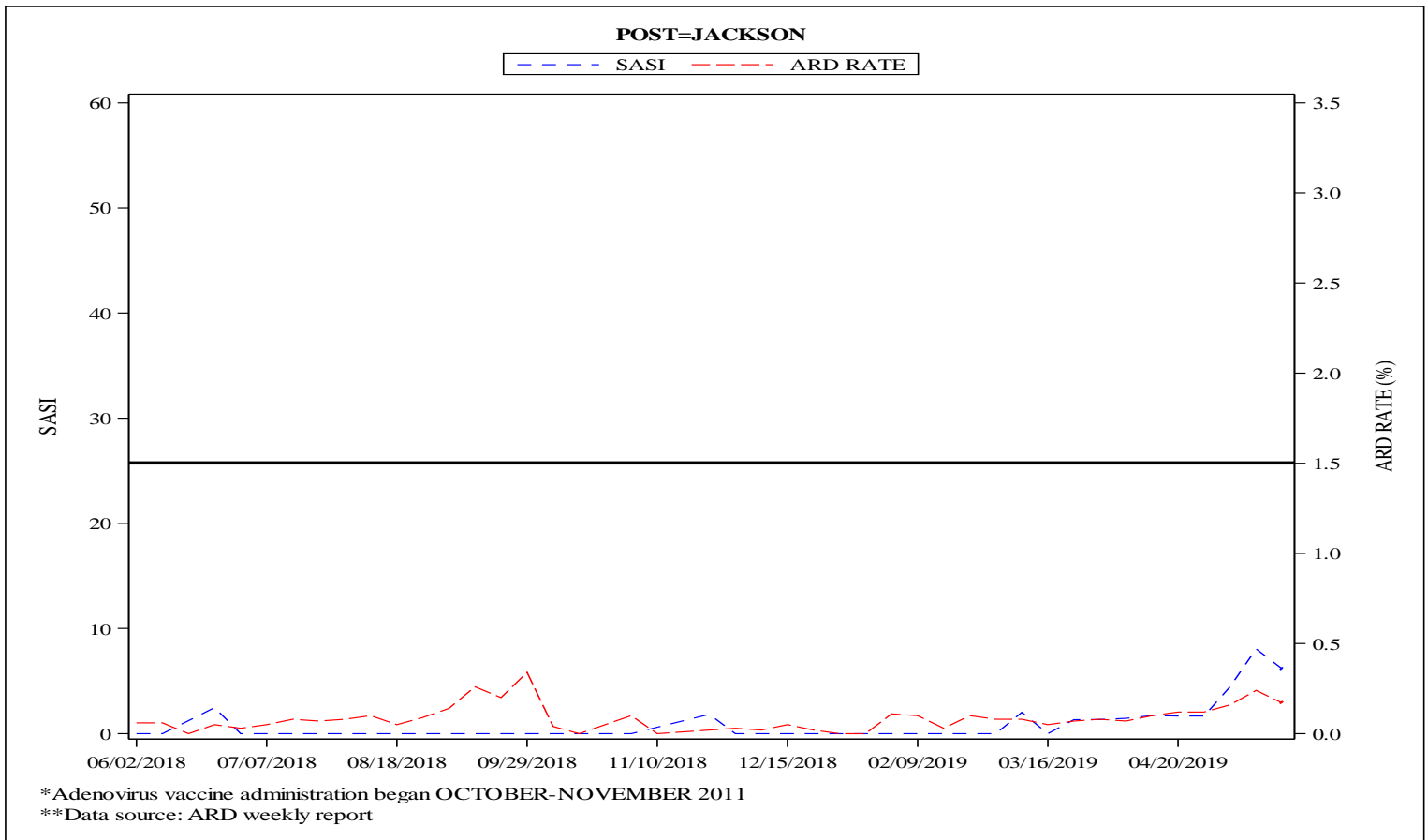
Strep-ARD Surveillance Index (SASI)=(ARD Rate\*Strep Rate)

Strep Testing Compliance (STC) =% of ARD cases tested for Strep at each site (those sites highlighted red are at less than 60% compliance)

**NOTE: All installations have achieved full ADV coverage.**

	ARD Rate	SASI	STC
Benning	0.03 (I)	0.00 (N)	50%
Leonard Wood	0.11 (D)	0.00 (D)	50%
Jackson	---	---	---
Sill	0.11 (I)	0.00 (N)	33%

Summary comparison to previous week  
I = Increase D = Decrease N = No Change N/A = No cases



Males			
Unit Strength	ARD Cases	Strep Test Done	Strep Positive
---	---	---	---

Females			
Unit Strength	ARD Cases	Strep Test Done	Strep Positive
---	---	---	---



# DISEASE EPIDEMIOLOGY PROGRAM Acute Respiratory Disease Surveillance Summary

**Ft Sill: 24 May 2018 – 25 May 2019**

**DEFINITIONS:**

ARD Rate=(ARD cases/Trainees) \*100

ADV = Adenovirus

Strep Rate=(Strep Cultures (+)/Cultures) \*100

Strep-ARD Surveillance Index (SASI)=(ARD Rate\*Strep Rate)

Strep Testing Compliance (STC) =% of ARD cases tested for Strep at each site  
(those sites highlighted red are at less than 60% compliance)

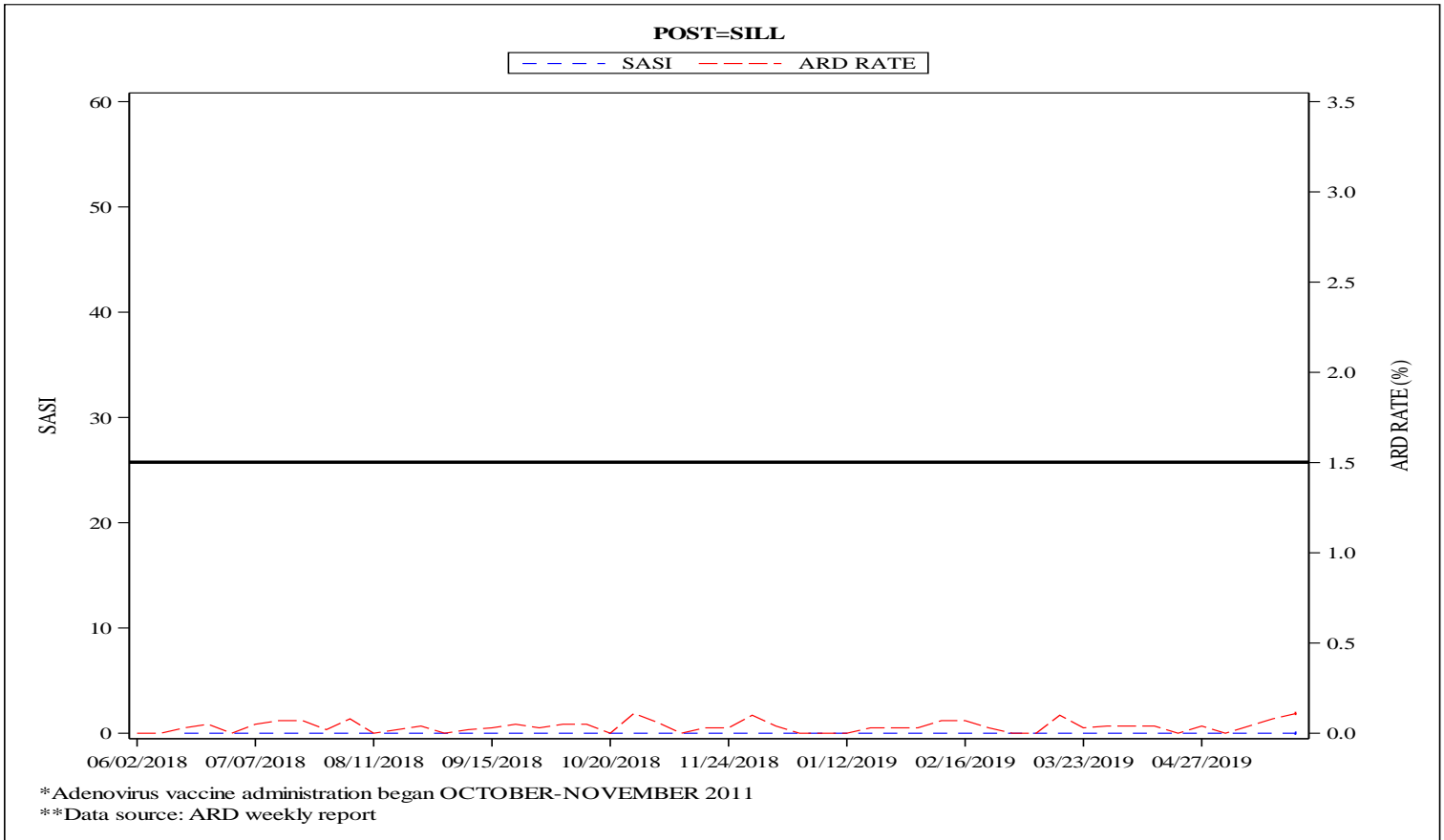
**NOTE: All installations have achieved full ADV coverage.**

	ARD Rate	SASI	STC
Benning	0.03 (I)	0.00 (N)	50%
Leonard Wood	0.11 (D)	0.00 (D)	50%
Jackson	---	---	---
Sill	0.11 (I)	0.00 (N)	33%

Summary comparison to previous week

I = Increase D = Decrease N = No Change N/A = No cases

**POST=SILL**



Males			
Unit Strength	ARD Cases	Strep Test Done	Strep Positive
2069	2	0	0

Females			
Unit Strength	ARD Cases	Strep Test Done	Strep Positive
637	1	1	0