



DISEASE EPIDEMIOLOGY PROGRAM Acute Respiratory Disease Surveillance Summary

Ft Benning: 25 October 2018 – 26 October 2019

DEFINITIONS:

ARD Rate=(ARD cases/Trainees) *100

ADV = Adenovirus

Strep Rate=(Strep Cultures (+)/Cultures) *100

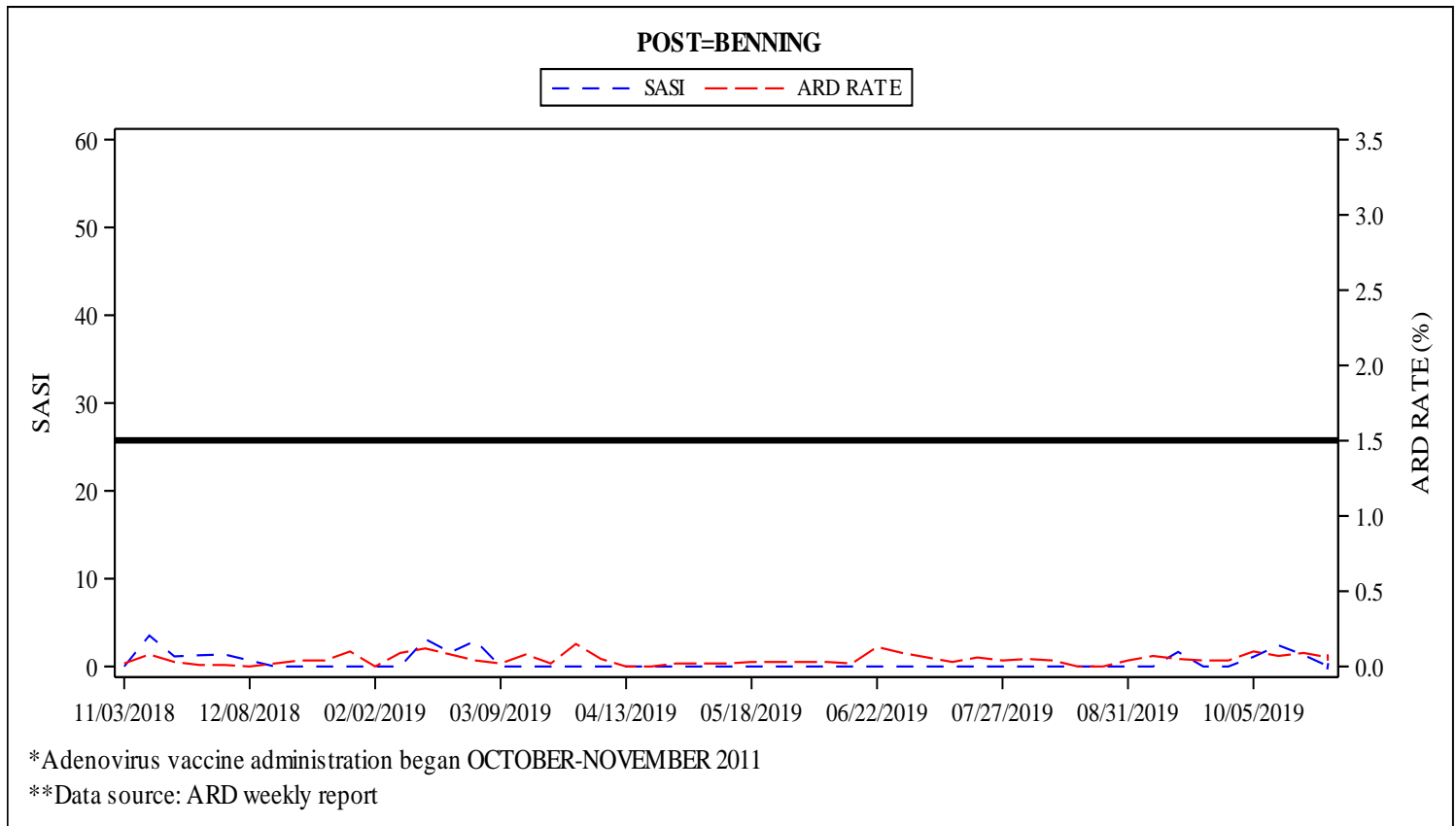
Strep-ARD Surveillance Index (SASI)=(ARD Rate*Strep Rate)

Strep Testing Compliance (STC) =% of ARD cases tested for Strep at each site (those sites highlighted red are at less than 60% compliance)

NOTE: All installations have achieved full ADV coverage.

	ARD Rate	SASI	STC
Benning	0.06 (D)	0.00 (D)	67%
Leonard Wood	0.01 (N)	N/A	0%
Jackson	0.06 (I)	0.00 (I)	86%
Sill	0.07 (D)	0.00 (D)	67%

Summary comparison to previous week
I = Increase D = Decrease N = No Change N/A = Undefined



Males			
Unit Strength	ARD Cases	Strep Test Done	Strep Positive
9083	6	4	0

Females			
Unit Strength	ARD Cases	Strep Test Done	Strep Positive
185	0	0	0



DISEASE EPIDEMIOLOGY PROGRAM Acute Respiratory Disease Surveillance Summary

Ft Leonard Wood: 25 October 2018 – 26 October 2019

DEFINITIONS:

ARD Rate=(ARD cases/Trainees) *100

ADV = Adenovirus

Strep Rate=(Strep Cultures (+)/Cultures) *100

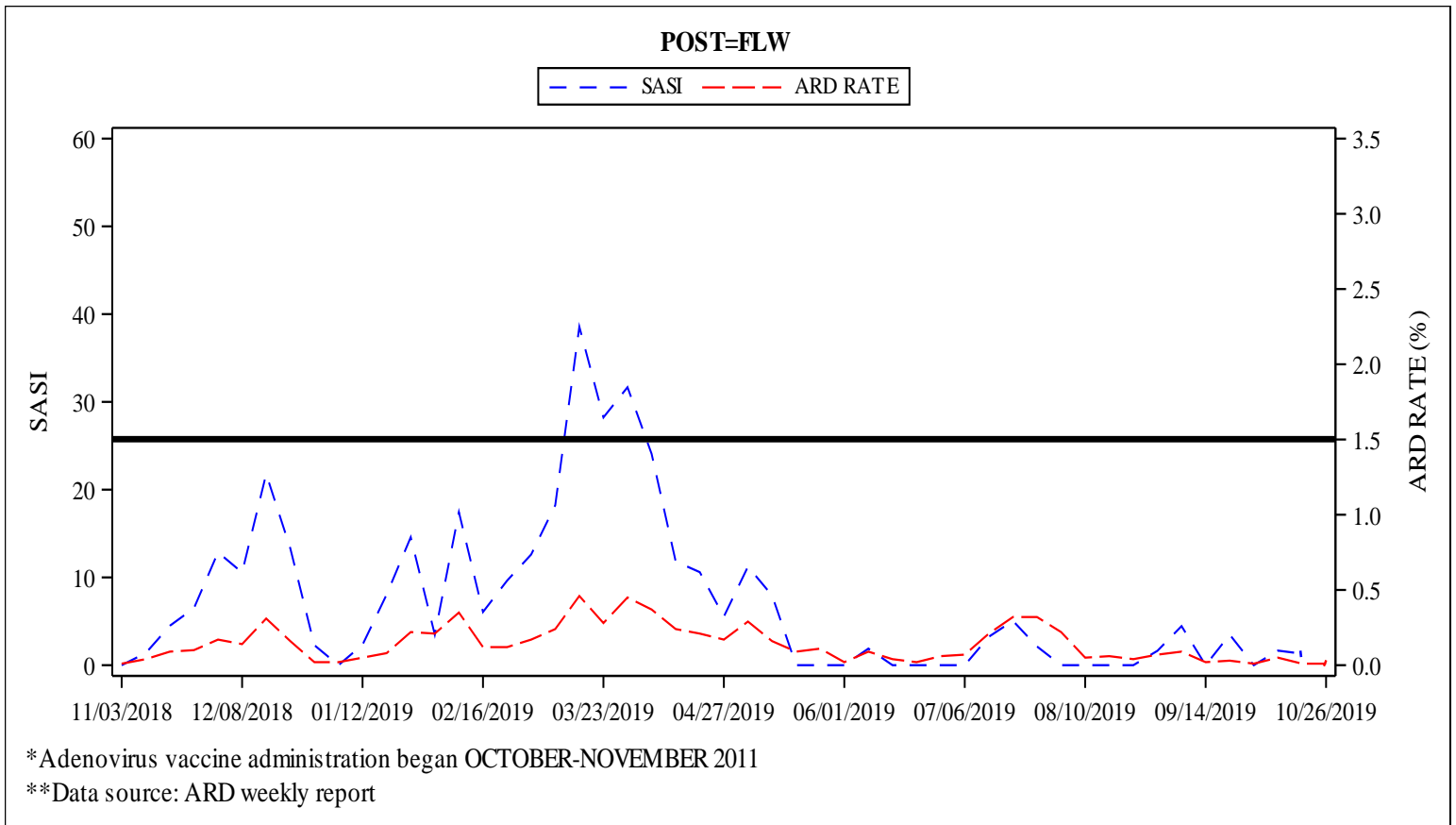
Strep-ARD Surveillance Index (SASI)=(ARD Rate*Strep Rate)

Strep Testing Compliance (STC) =% of ARD cases tested for Strep at each site (those sites highlighted red are at less than 60% compliance)

NOTE: All installations have achieved full ADV coverage.

	ARD Rate	SASI	STC
Benning	0.06 (D)	0.00 (D)	67%
Leonard Wood	0.01 (N)	N/A	0%
Jackson	0.06 (I)	0.00 (I)	86%
Sill	0.07 (D)	0.00 (D)	67%

Summary comparison to previous week
I = Increase D = Decrease N = No Change N/A = Undefined



Males			
Unit Strength	ARD Cases	Strep Test Done	Strep Positive
5393	1	0	0

Females			
Unit Strength	ARD Cases	Strep Test Done	Strep Positive
2106	0	0	0



DISEASE EPIDEMIOLOGY PROGRAM Acute Respiratory Disease Surveillance Summary

Ft Jackson: 25 October 2018 – 26 October 2019

DEFINITIONS:

ARD Rate=(ARD cases/Trainees) *100

ADV = Adenovirus

Strep Rate=(Strep Cultures (+)/Cultures) *100

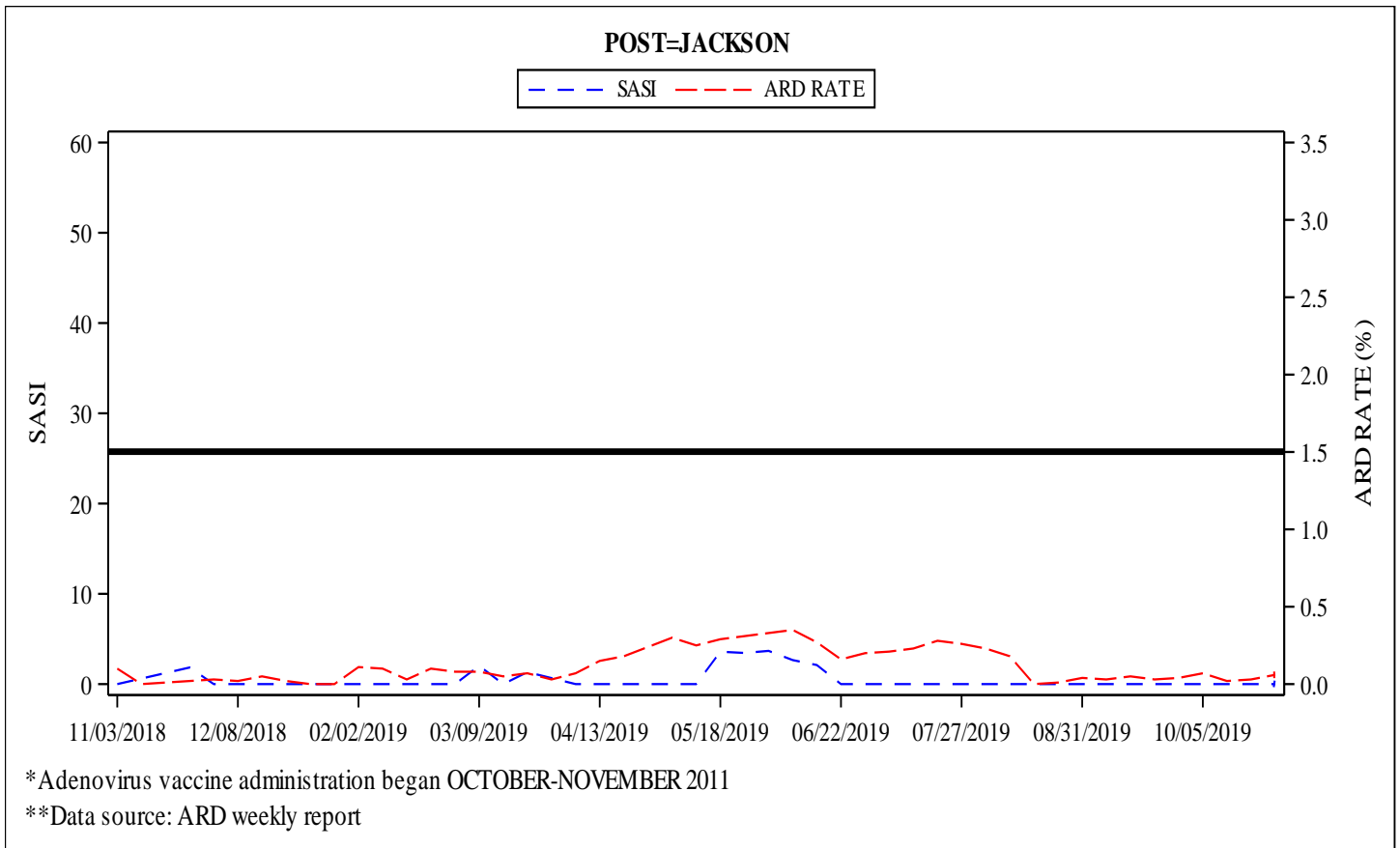
Strep-ARD Surveillance Index (SASI)=(ARD Rate*Strep Rate)

Strep Testing Compliance (STC) =% of ARD cases tested for Strep at each site (those sites highlighted red are at less than 60% compliance)

NOTE: All installations have achieved full ADV coverage.

	ARD Rate	SASI	STC
Benning	0.06 (D)	0.00 (D)	67%
Leonard Wood	0.01 (N)	N/A	0%
Jackson	0.06 (I)	0.00 (I)	86%
Sill	0.07 (D)	0.00 (D)	67%

Summary comparison to previous week
I = Increase D = Decrease N = No Change N/A = Undefined



Males			
Unit Strength	ARD Cases	Strep Test Done	Strep Positive
7806	5	4	0

Females			
Unit Strength	ARD Cases	Strep Test Done	Strep Positive
3805	2	2	0



DISEASE EPIDEMIOLOGY Acute Respiratory Disease Surveillance Summary

Ft Sill: 25 October 2018 – 26 October 2019

DEFINITIONS:

ARD Rate=(ARD cases/Trainees) *100

ADV = Adenovirus

Strep Rate=(Strep Cultures (+)/Cultures) *100

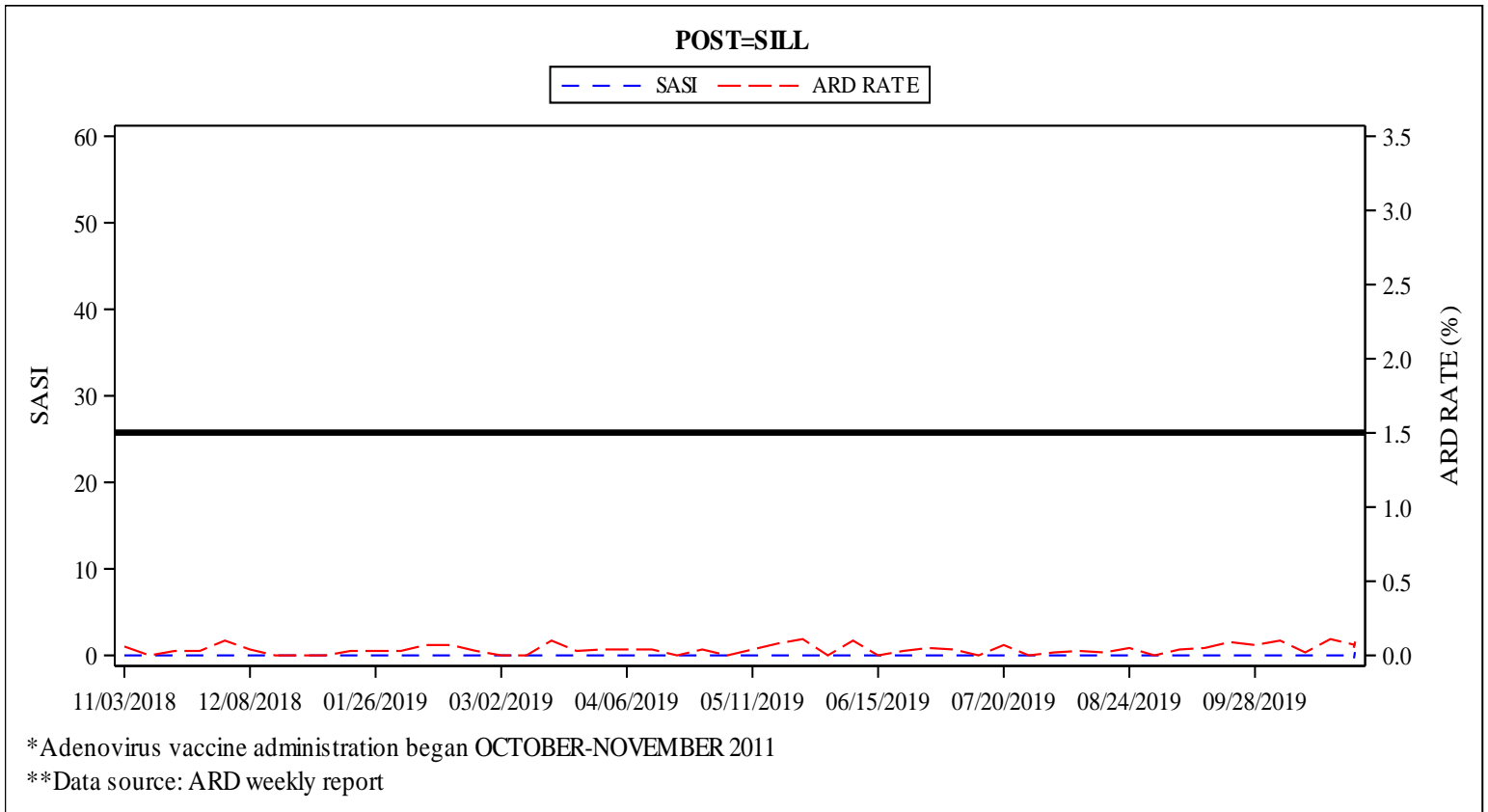
Strep-ARD Surveillance Index (SASI)=(ARD Rate*Strep Rate)

Strep Testing Compliance (STC) =% of ARD cases tested for Strep at each site (those sites highlighted red are at less than 60% compliance)

NOTE: All installations have achieved full ADV coverage.

	ARD Rate	SASI	STC
Benning	0.06 (D)	0.00 (D)	67%
Leonard Wood	0.01 (N)	N/A	0%
Jackson	0.06 (I)	0.00 (I)	86%
Sill	0.07 (D)	0.00 (D)	67%

Summary comparison to previous week
I = Increase D = Decrease N = No Change N/A = Undefined



Males			
Unit Strength	ARD Cases	Strep Test Done	Strep Positive
3306	2	1	0

Females			
Unit Strength	ARD Cases	Strep Test Done	Strep Positive
1054	1	1	0