



DISEASE EPIDEMIOLOGY PROGRAM Acute Respiratory Disease Surveillance Summary

Ft Benning: 26 April 2018 – 27 April 2019

DEFINITIONS:

ARD Rate=(ARD cases/Trainees) *100

ADV = Adenovirus

Strep Rate=(Strep Cultures (+)/Cultures) *100

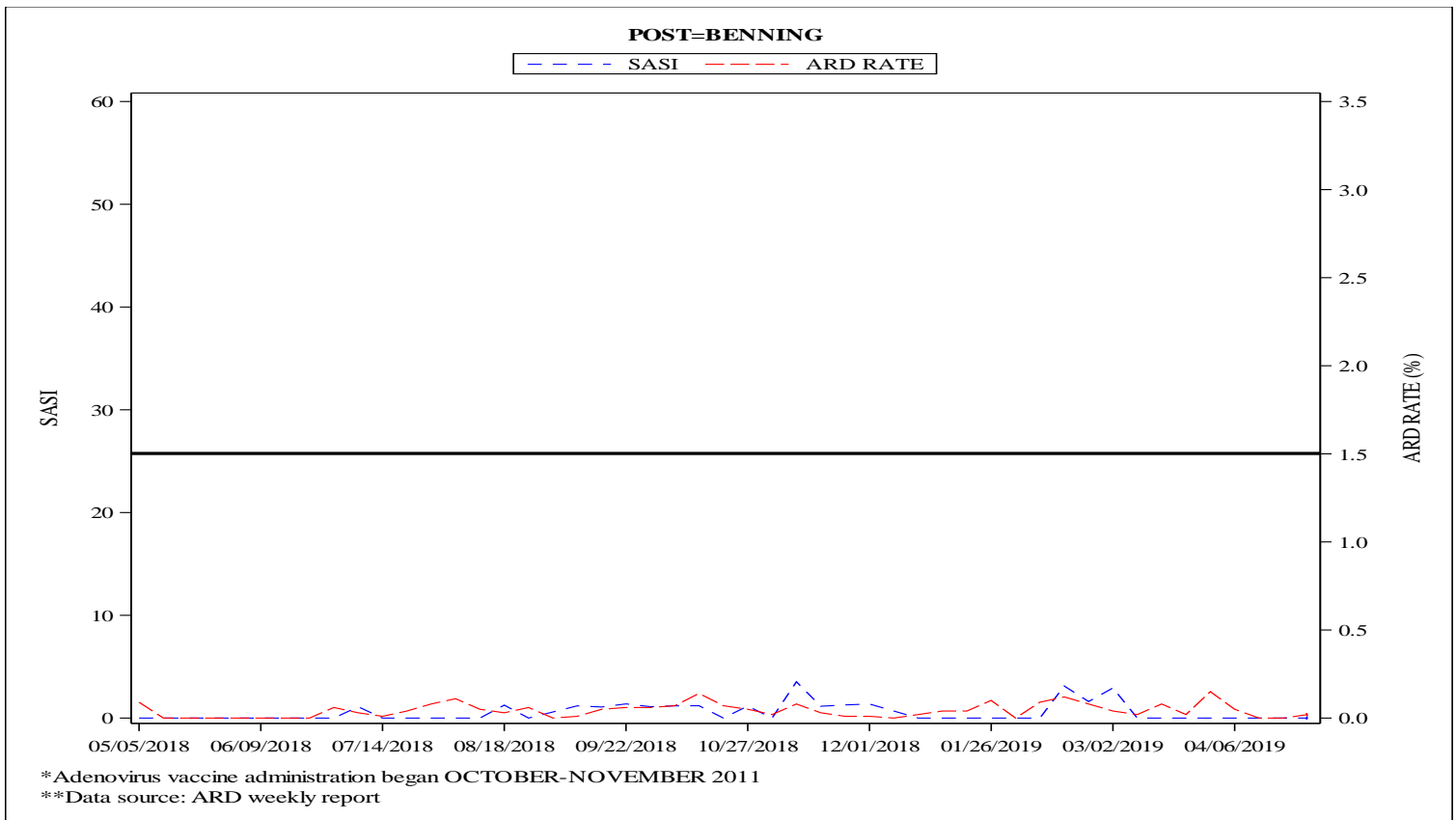
Strep-ARD Surveillance Index (SASI)=(ARD Rate*Strep Rate)

Strep Testing Compliance (STC) =% of ARD cases tested for Strep at each site (those sites highlighted red are at less than 60% compliance)

NOTE: All installations have achieved full ADV coverage.

	ARD Rate	SASI	STC
Benning	0.02 (I)	0.00 (I)	100%
Leonard Wood	0.17 (D)	5.54 (D)	67%
Jackson	0.12 (N)	1.68 (N)	78%
Sill	0.04 (I)	0.00 (I)	100%

Summary comparison to previous week
I = Increase D = Decrease N = No Change N/A = No cases



Males			
Unit Strength	ARD Cases	Strep Test Done	Strep Positive
6432	1	1	0

Females			
Unit Strength	ARD Cases	Strep Test Done	Strep Positive
63	0	0	0



DISEASE EPIDEMIOLOGY PROGRAM Acute Respiratory Disease Surveillance Summary

Ft Leonard Wood: 26 April 2018 – 27 April 2019

DEFINITIONS:

ARD Rate=(ARD cases/Trainees) *100

ADV = Adenovirus

Strep Rate=(Strep Cultures (+)/Cultures) *100

Strep-ARD Surveillance Index (SASI)=(ARD Rate*Strep Rate)

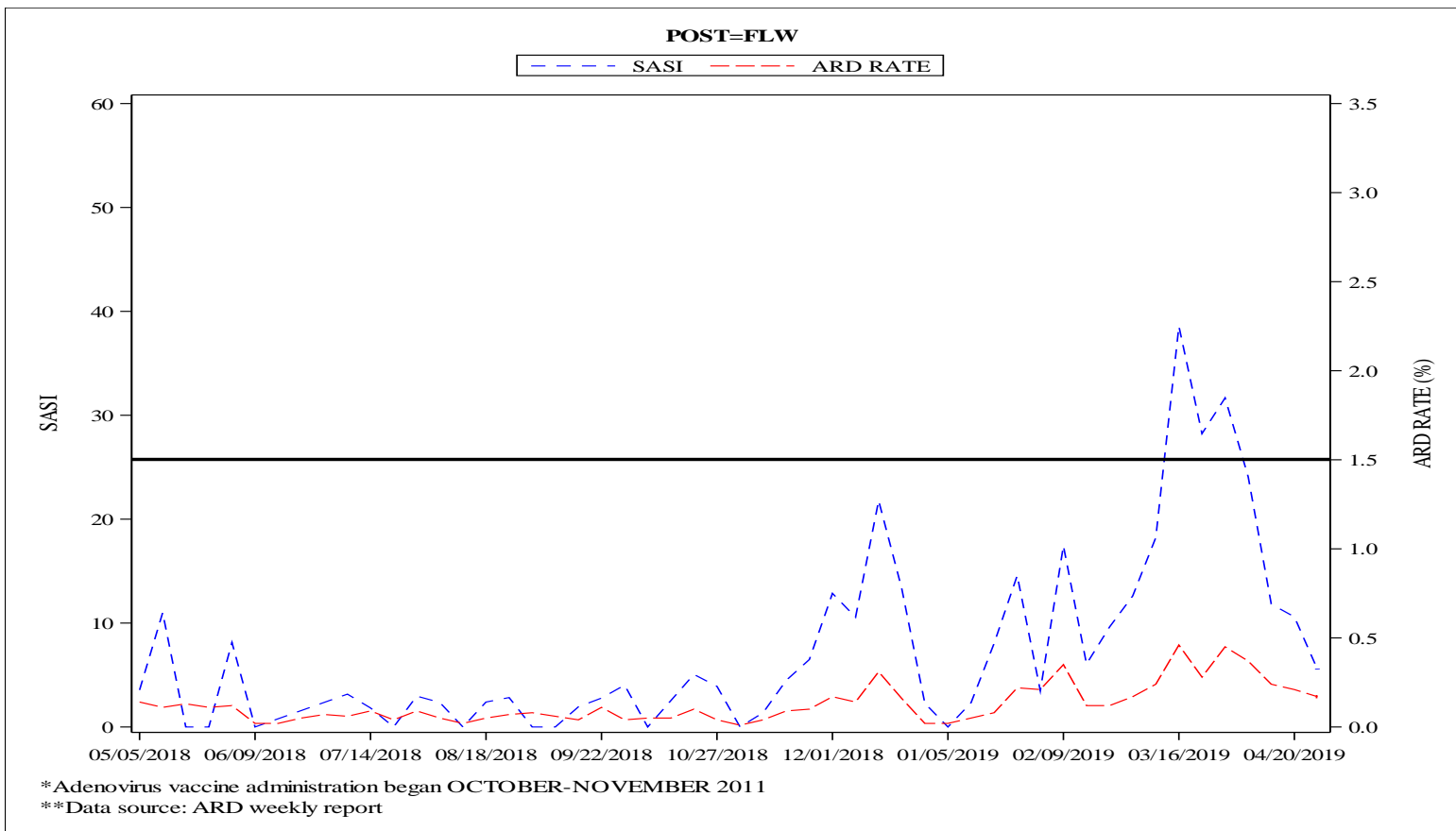
Strep Testing Compliance (STC) =% of ARD cases tested for Strep at each site (those sites highlighted red are at less than 60% compliance)

NOTE: All installations have achieved full ADV coverage.

	ARD Rate	SASI	STC
Benning	0.02 (I)	0.00 (I)	100%
Leonard Wood	0.17 (D)	5.54 (D)	67%
Jackson	0.12 (N)	1.68 (N)	78%
Sill	0.04 (I)	0.00 (I)	100%

Summary comparison to previous week

I = Increase D = Decrease N = No Change N/A = No cases



Males			
Unit Strength	ARD Cases	Strep Test Done	Strep Positive
4100	6	4	1

Females			
Unit Strength	ARD Cases	Strep Test Done	Strep Positive
1313	3	3	0



DISEASE EPIDEMIOLOGY PROGRAM Acute Respiratory Disease Surveillance Summary

Ft Jackson: 26 April 2018 – 27 April 2019

DEFINITIONS:

ARD Rate=(ARD cases/Trainees) *100

ADV = Adenovirus

Strep Rate=(Strep Cultures (+)/Cultures) *100

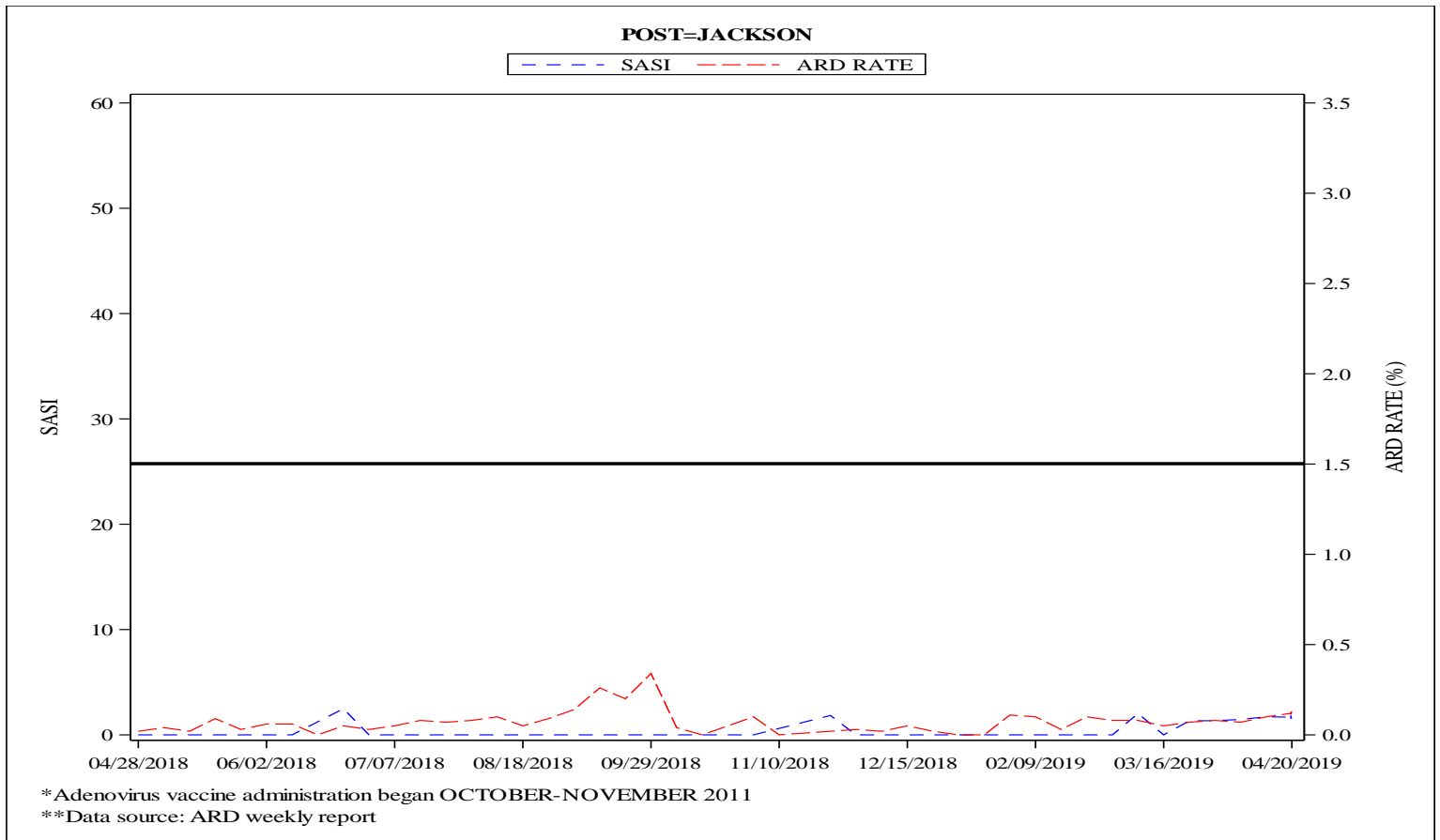
Strep-ARD Surveillance Index (SASI)=(ARD Rate*Strep Rate)

Strep Testing Compliance (STC) =% of ARD cases tested for Strep at each site (those sites highlighted red are at less than 60% compliance)

NOTE: All installations have achieved full ADV coverage.

	ARD Rate	SASI	STC
Benning	0.02 (I)	0.00 (I)	100%
Leonard Wood	0.17 (D)	5.54 (D)	67%
Jackson	0.12 (N)	1.68 (N)	78%
Sill	0.04 (I)	0.00 (I)	100%

Summary comparison to previous week
I = Increase D = Decrease N = No Change N/A = No cases



Males			
Unit Strength	ARD Cases	Strep Test Done	Strep Positive
5567	6	4	1

Females			
Unit Strength	ARD Cases	Strep Test Done	Strep Positive
2084	3	3	0



DISEASE EPIDEMIOLOGY PROGRAM Acute Respiratory Disease Surveillance Summary

Ft Sill: 26 April 2018 – 27 April 2019

DEFINITIONS:

ARD Rate=(ARD cases/Trainees) *100

ADV = Adenovirus

Strep Rate=(Strep Cultures (+)/Cultures) *100

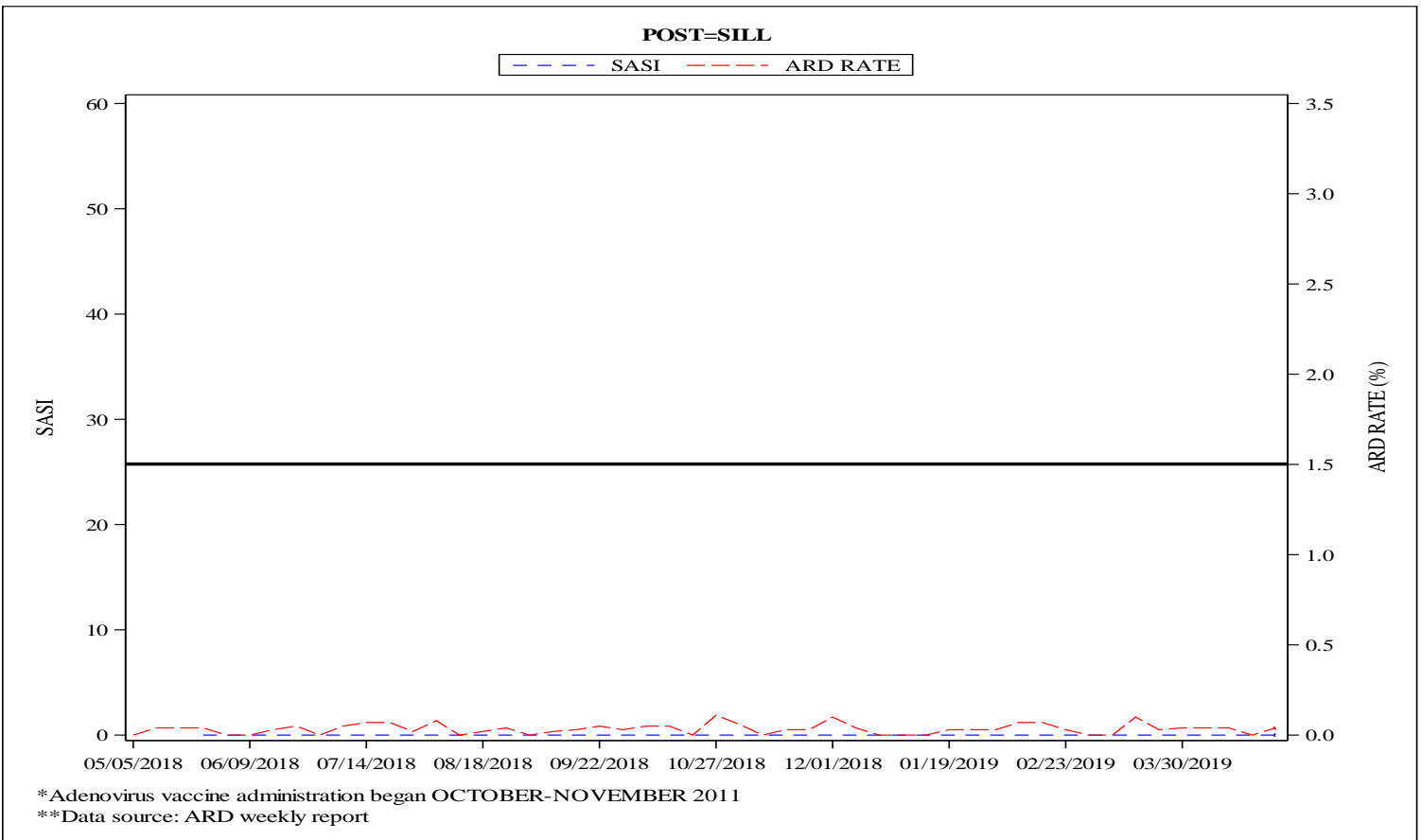
Strep-ARD Surveillance Index (SASI)=(ARD Rate*Strep Rate)

Strep Testing Compliance (STC) =% of ARD cases tested for Strep at each site
(those sites highlighted red are at less than 60% compliance)

NOTE: All installations have achieved full ADV coverage.

	ARD Rate	SASI	STC
Benning	0.02 (I)	0.00 (I)	100%
Leonard Wood	0.17 (D)	5.54 (D)	67%
Jackson	0.12 (N)	1.68 (N)	78%
Sill	0.04 (I)	0.00 (I)	100%

Summary comparison to previous week
I = Increase D = Decrease N = No Change N/A = No cases



Males			
Unit Strength	ARD Cases	Strep Test Done	Strep Positive
1677	1	1	0

Females			
Unit Strength	ARD Cases	Strep Test Done	Strep Positive
686	0	0	0