



DISEASE EPIDEMIOLOGY PROGRAM Acute Respiratory Disease Surveillance Summary

Ft Benning: 26 July 2018 – 27 July 2019

DEFINITIONS:

ARD Rate=(ARD cases/Trainees) *100

ADV = Adenovirus

Strep Rate=(Strep Cultures (+)/Cultures) *100

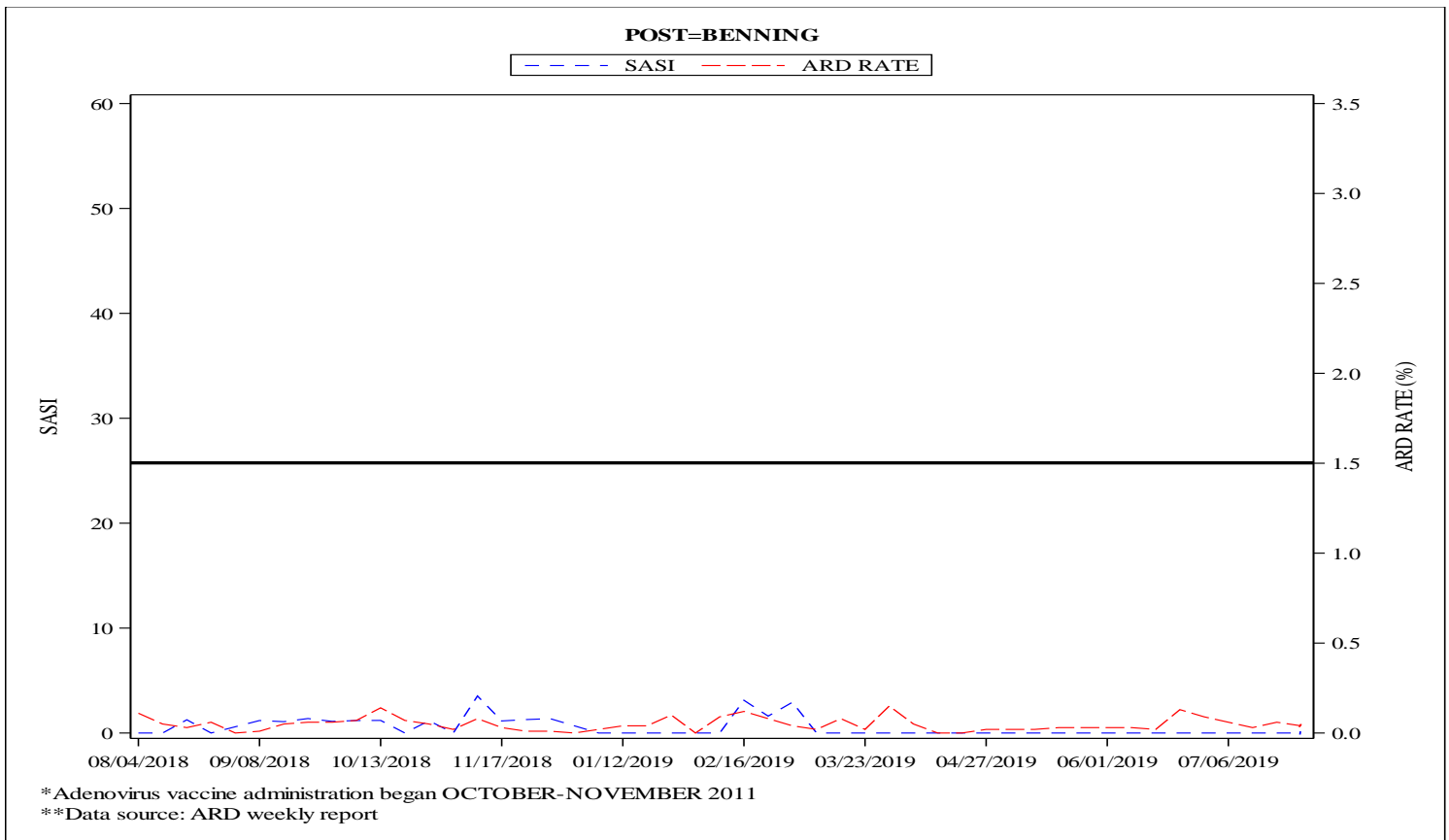
Strep-ARD Surveillance Index (SASI)=(ARD Rate*Strep Rate)

Strep Testing Compliance (STC) =% of ARD cases tested for Strep at each site (those sites highlighted red are at less than 60% compliance)

NOTE: All installations have achieved full ADV coverage.

	ARD Rate	SASI	STC
Benning	0.04 (D)	0.00 (N)	100%
Leonard Wood	0.32 (N)	2.13 (D)	58%
Jackson	0.26 (D)	0.00 (N)	59%
Sill	N/A	N/A	N/A

Summary comparison to previous week
I = Increase D = Decrease N = No Change N/A = No cases



Males			
Unit Strength	ARD Cases	Strep Test Done	Strep Positive
7636	3	3	0

Females			
Unit Strength	ARD Cases	Strep Test Done	Strep Positive
25	0	0	0



DISEASE EPIDEMIOLOGY PROGRAM Acute Respiratory Disease Surveillance Summary

Ft Leonard Wood: 26 July 2018 – 27 July 2019

DEFINITIONS:

ARD Rate=(ARD cases/Trainees) *100

ADV = Adenovirus

Strep Rate=(Strep Cultures (+)/Cultures) *100

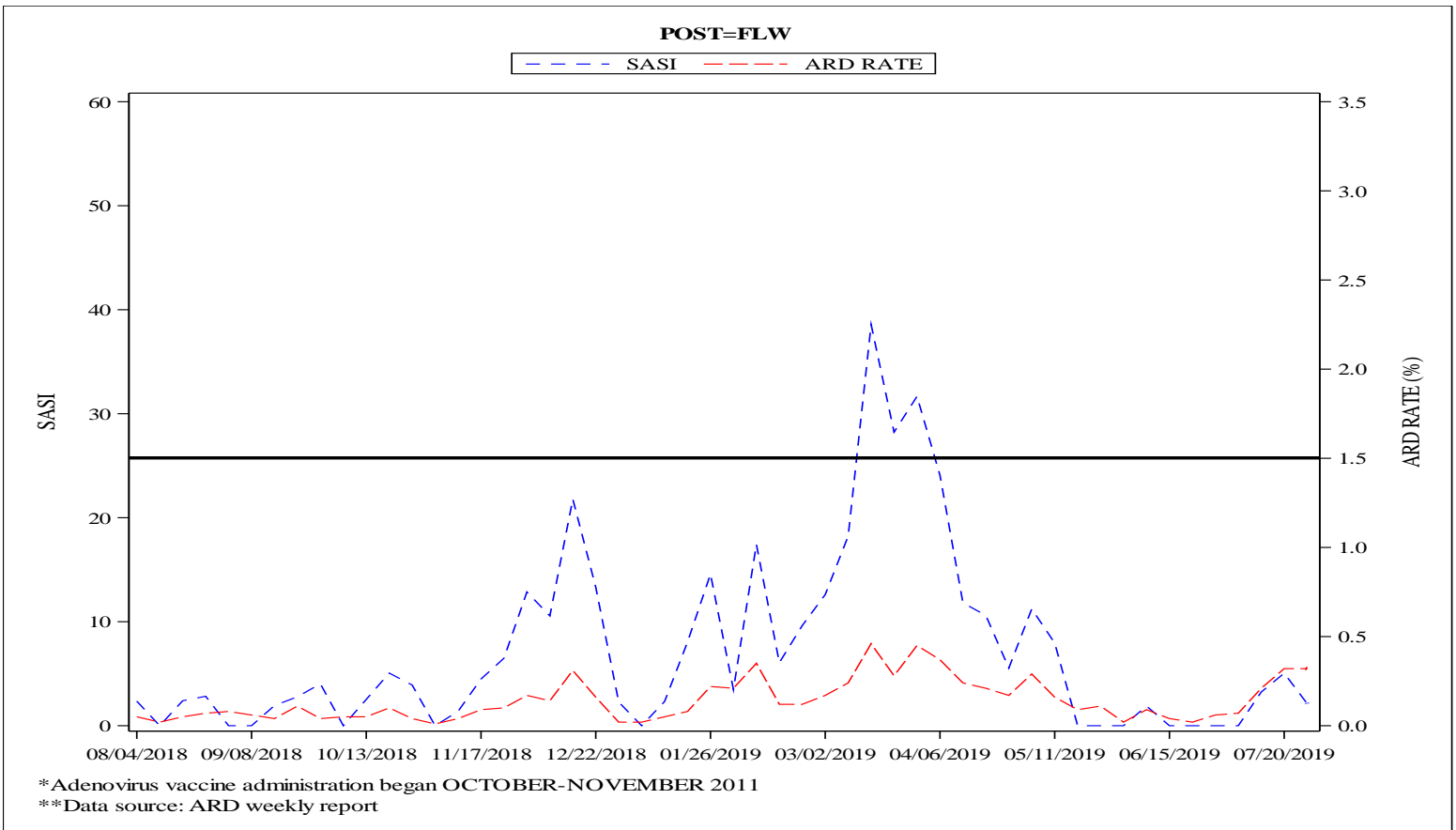
Strep-ARD Surveillance Index (SASI)=(ARD Rate*Strep Rate)

Strep Testing Compliance (STC) =% of ARD cases tested for Strep at each site (those sites highlighted red are at less than 60% compliance)

NOTE: All installations have achieved full ADV coverage.

	ARD Rate	SASI	STC
Benning	0.04 (D)	0.00 (N)	100%
Leonard Wood	0.32 (N)	2.13 (D)	58%
Jackson	0.26 (D)	0.00 (N)	59%
Sill	N/A	N/A	N/A

Summary comparison to previous week
I = Increase D = Decrease N = No Change N/A = No cases



Males			
Unit Strength	ARD Cases	Strep Test Done	Strep Positive
5765	16	10	1

Females			
Unit Strength	ARD Cases	Strep Test Done	Strep Positive
2366	10	5	0

If you have questions, comments or suggestions about this report, please contact us at (410) 436-4655 or [Email Disease Epidemiology](#)

APPROVED FOR PUBLIC RELEASE, DISTRIBUTION UNLIMITED



DISEASE EPIDEMIOLOGY PROGRAM Acute Respiratory Disease Surveillance Summary

Ft Jackson: 26 July 2018 – 27 July 2019

DEFINITIONS:

ARD Rate=(ARD cases/Trainees) *100

ADV = Adenovirus

Strep Rate=(Strep Cultures (+)/Cultures) *100

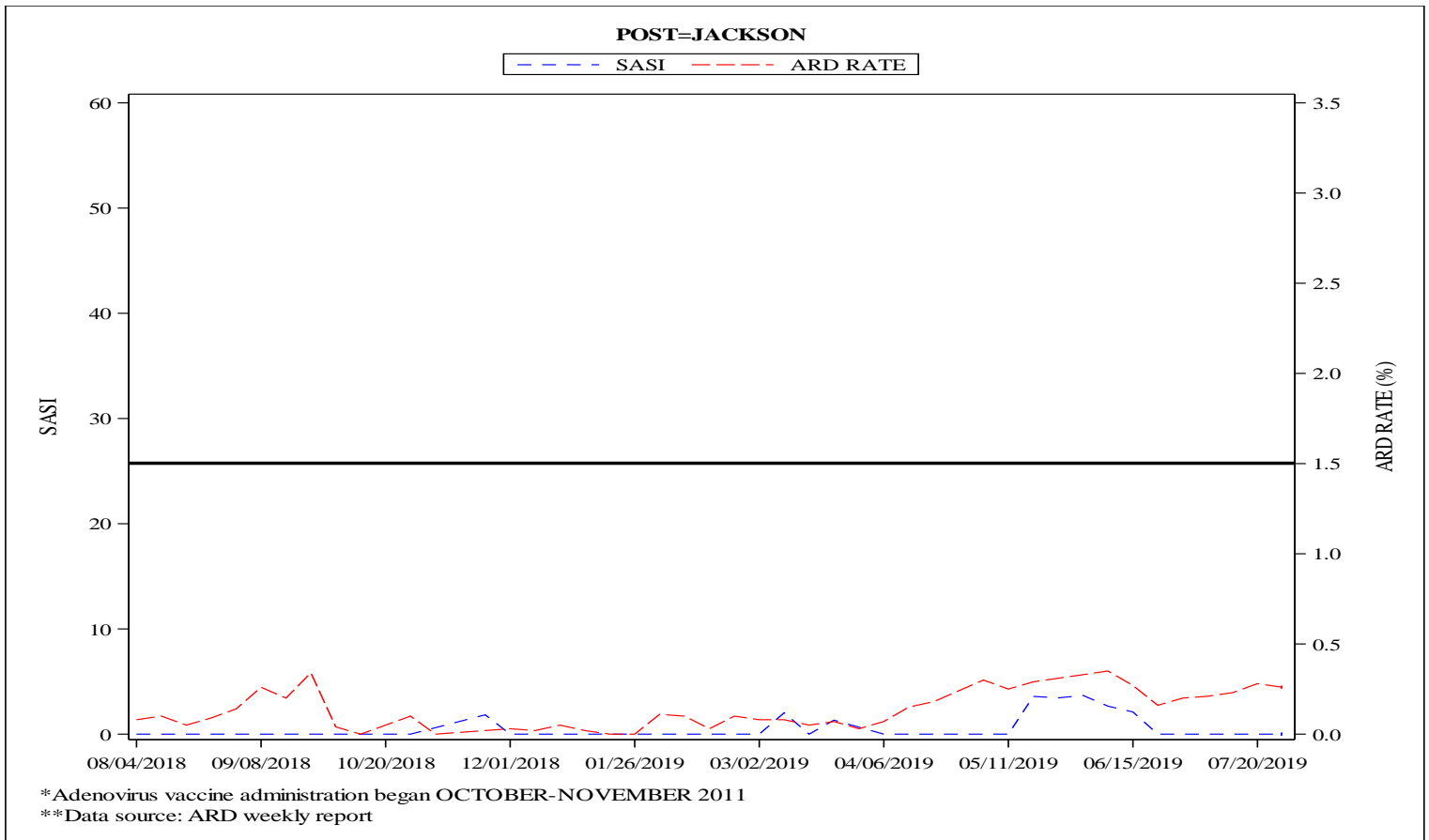
Strep-ARD Surveillance Index (SASI)=(ARD Rate*Strep Rate)

Strep Testing Compliance (STC) =% of ARD cases tested for Strep at each site (those sites highlighted red are at less than 60% compliance)

NOTE: All installations have achieved full ADV coverage.

	ARD Rate	SASI	STC
Benning	0.04 (D)	0.00 (N)	100%
Leonard Wood	0.32 (N)	2.13 (D)	58%
Jackson	0.26 (D)	0.00 (N)	59%
Sill	N/A	N/A	N/A

Summary comparison to previous week
I = Increase D = Decrease N = No Change N/A = No cases



Males			
Unit Strength	ARD Cases	Strep Test Done	Strep Positive
7554	18	11	0

Females			
Unit Strength	ARD Cases	Strep Test Done	Strep Positive
3516	11	6	0



DISEASE EPIDEMIOLOGY PROGRAM Acute Respiratory Disease Surveillance Summary

Ft Sill: 26 July 2018 – 27 July 2019

DEFINITIONS:

ARD Rate=(ARD cases/Trainees) *100

ADV = Adenovirus

Strep Rate=(Strep Cultures (+)/Cultures) *100

Strep-ARD Surveillance Index (SASI)=(ARD Rate*Strep Rate)

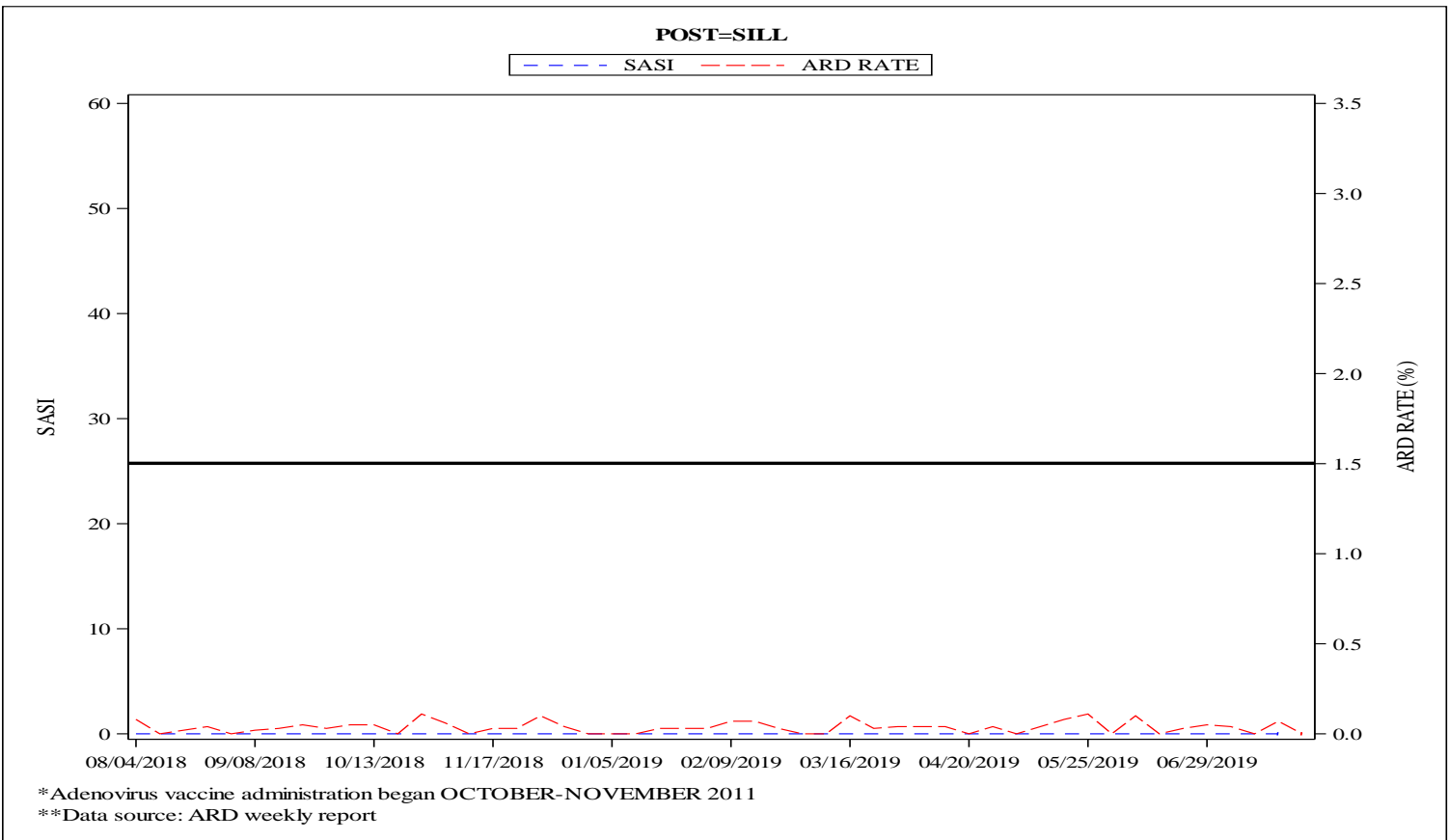
Strep Testing Compliance (STC) =% of ARD cases tested for Strep at each site (those sites highlighted red are at less than 60% compliance)

NOTE: All installations have achieved full ADV coverage.

	ARD Rate	SASI	STC
Benning	0.04 (D)	0.00 (N)	100%
Leonard Wood	0.32 (N)	2.13 (D)	58%
Jackson	0.26 (D)	0.00 (N)	59%
Sill	N/A	N/A	N/A

Summary comparison to previous week
I = Increase D = Decrease N = No Change N/A = No cases

POST=SILL



Males			
Unit Strength	ARD Cases	Strep Test Done	Strep Positive
3277	0	0	0

Females			
Unit Strength	ARD Cases	Strep Test Done	Strep Positive
1316	0	0	0