



DISEASE EPIDEMIOLOGY PROGRAM Acute Respiratory Disease Surveillance Summary

Ft Benning: 29 November 2018 – 30 November 2019

DEFINITIONS:

ARD Rate=(ARD cases/Trainees) *100

ADV = Adenovirus

Strep Rate=(Strep Cultures (+)/Cultures) *100

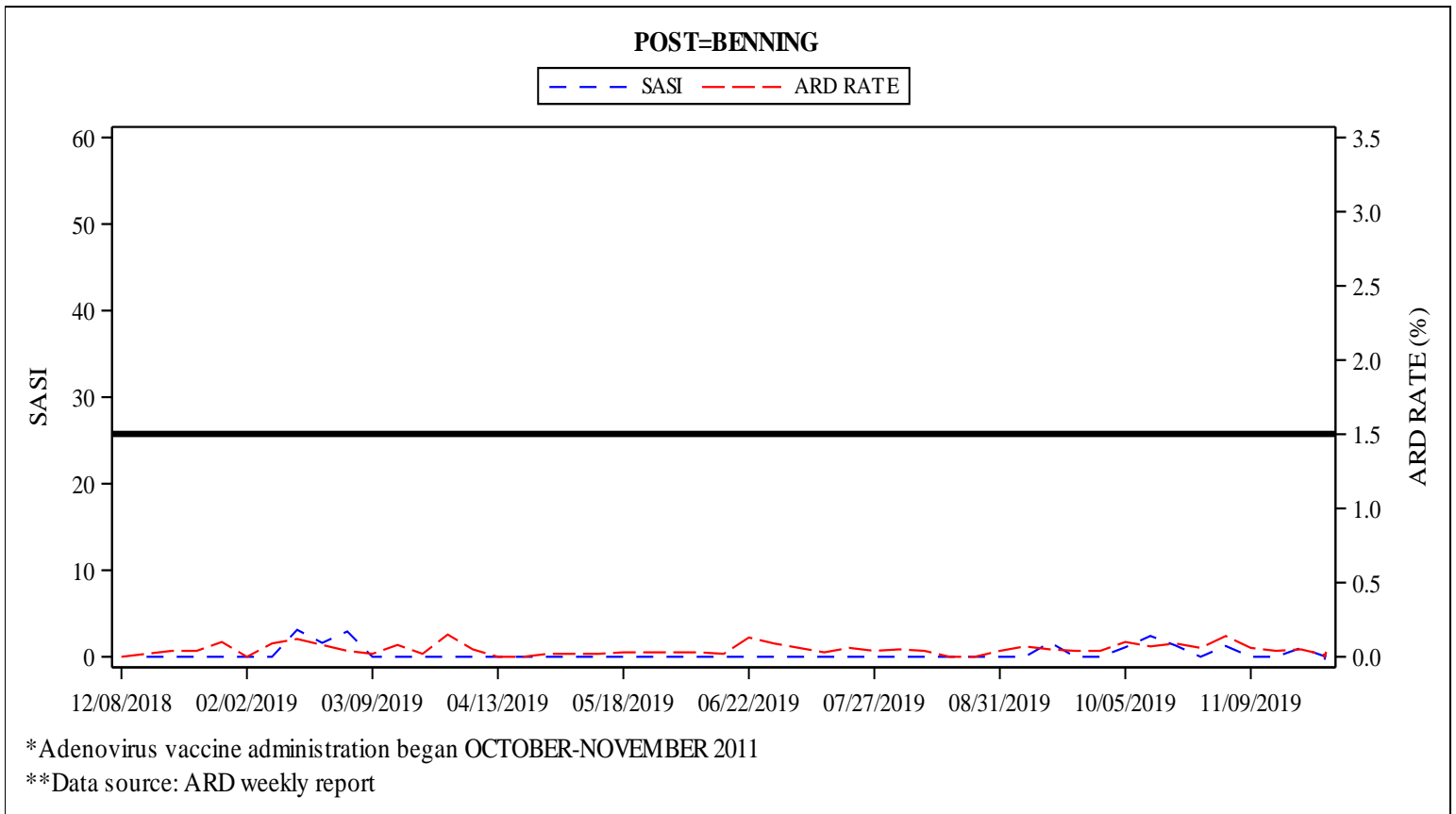
Strep-ARD Surveillance Index (SASI)=(ARD Rate*Strep Rate)

Strep Testing Compliance (STC) =% of ARD cases tested for Strep at each site (those sites highlighted red are at less than 60% compliance)

NOTE: All installations have achieved full ADV coverage.

	ARD Rate	SASI	STC
Benning	0.01 (D)	0.00 (D)	100%
Leonard Wood	0.05 (D)	0.00 (D)	33%
Jackson	0.22 (I)	0.00 (N)	50%
Sill	0.07 (I)	0.00 (I)	33%

Summary comparison to previous week
I = Increase D = Decrease N = No Change N/A = Undefined



Males			
Unit Strength	ARD Cases	Strep Test Done	Strep Positive
7909	1	1	0

Females			
Unit Strength	ARD Cases	Strep Test Done	Strep Positive
163	0	0	0



DISEASE EPIDEMIOLOGY PROGRAM Acute Respiratory Disease Surveillance Summary

Ft Leonard Wood: 29 November 2018 – 30 November 2019

DEFINITIONS:

ARD Rate=(ARD cases/Trainees) *100

ADV = Adenovirus

Strep Rate=(Strep Cultures (+)/Cultures) *100

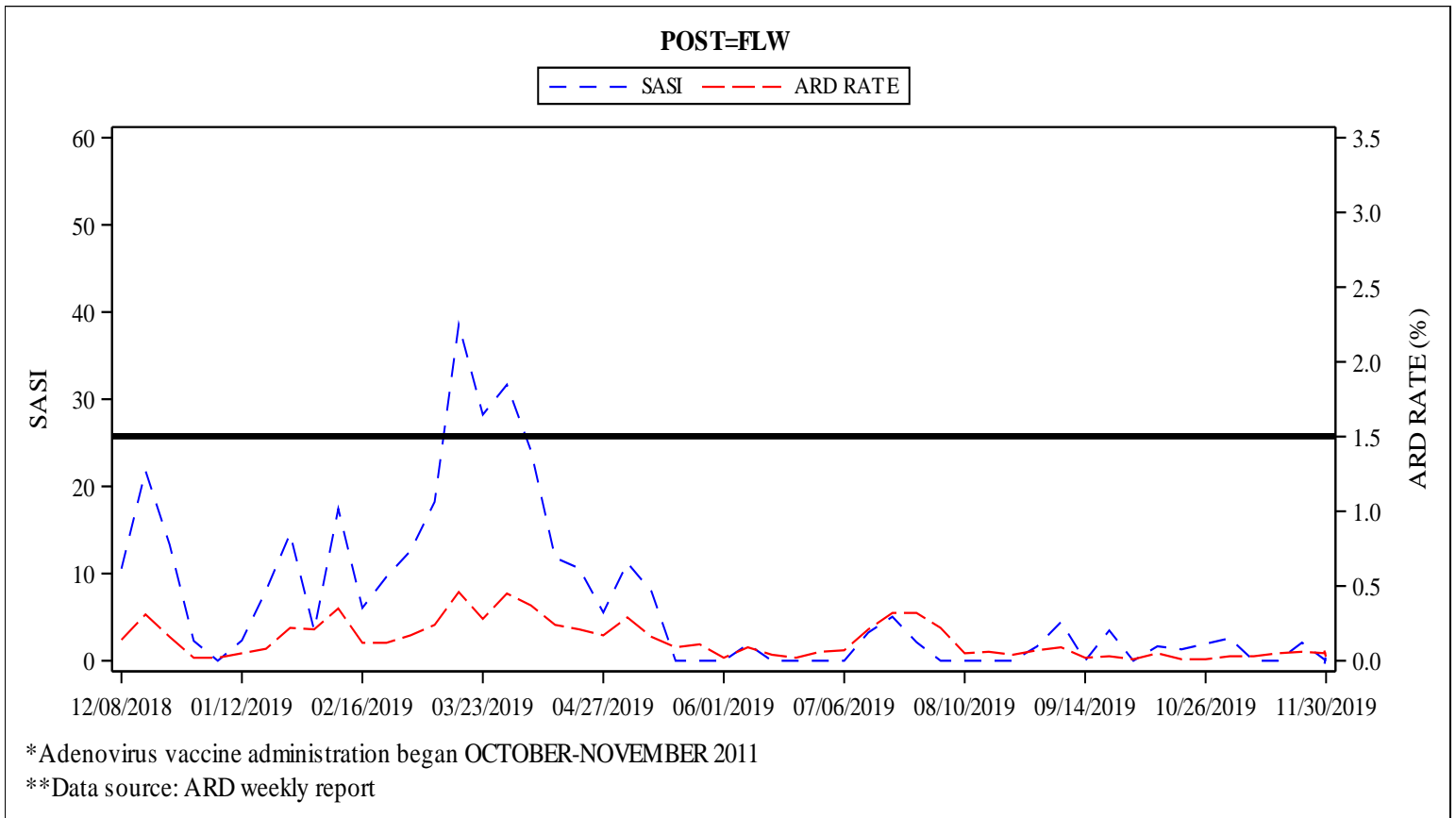
Strep-ARD Surveillance Index (SASI)=(ARD Rate*Strep Rate)

Strep Testing Compliance (STC) =% of ARD cases tested for Strep at each site (those sites highlighted red are at less than 60% compliance)

NOTE: All installations have achieved full ADV coverage.

	ARD Rate	SASI	STC
Benning	0.01 (D)	0.00 (D)	100%
Leonard Wood	0.05 (D)	0.00 (D)	33%
Jackson	0.22 (I)	0.00 (N)	50%
Sill	0.07 (I)	0.00 (I)	33%

Summary comparison to previous week
I = Increase D = Decrease N = No Change N/A = Undefined



Males			
Unit Strength	ARD Cases	Strep Test Done	Strep Positive
4226	3	1	0

Females			
Unit Strength	ARD Cases	Strep Test Done	Strep Positive
1686	0	0	0



DISEASE EPIDEMIOLOGY PROGRAM Acute Respiratory Disease Surveillance Summary

Ft Jackson: 29 November 2018 – 30 November 2019

DEFINITIONS:

ARD Rate=(ARD cases/Trainees) *100

ADV = Adenovirus

Strep Rate=(Strep Cultures (+)/Cultures) *100

Strep-ARD Surveillance Index (SASI)=(ARD Rate*Strep Rate)

Strep Testing Compliance (STC) =% of ARD cases tested for Strep at each site (those sites highlighted red are at less than 60% compliance)

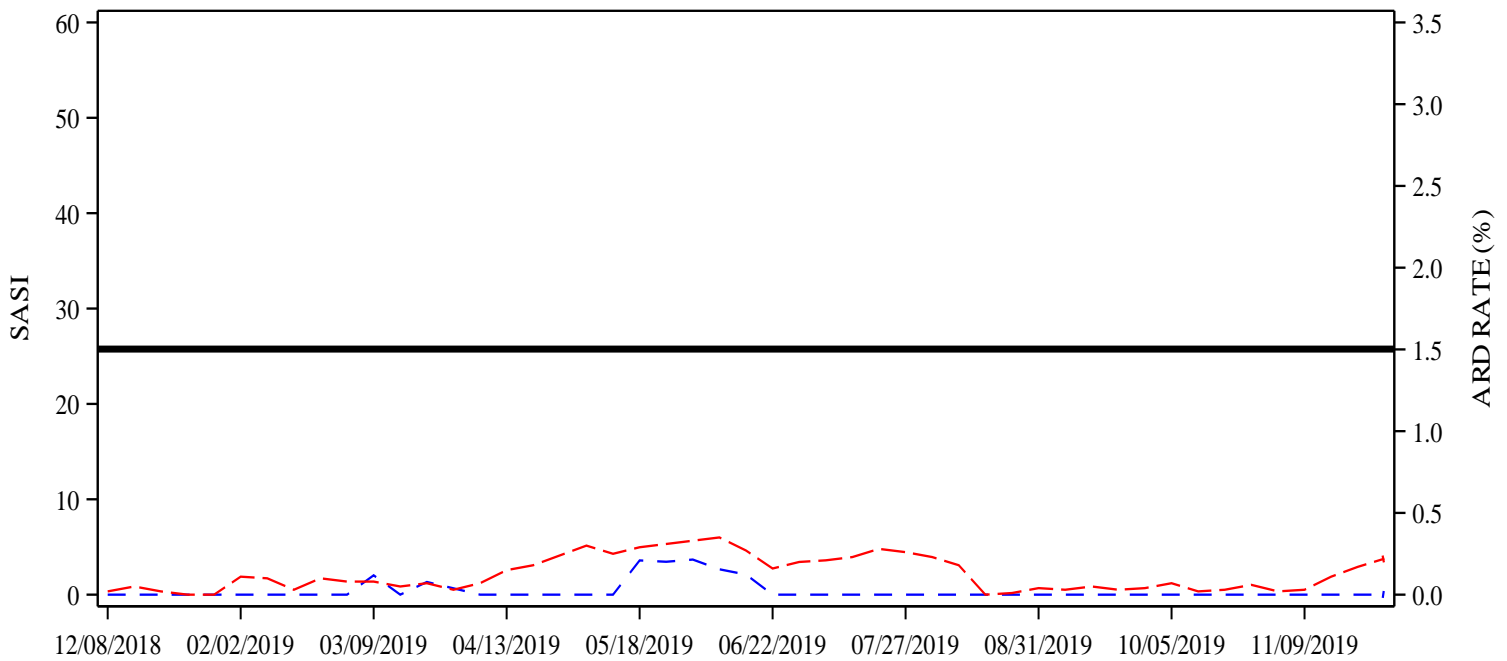
NOTE: All installations have achieved full ADV coverage.

	ARD Rate	SASI	STC
Benning	0.01 (D)	0.00 (D)	100%
Leonard Wood	0.05 (D)	0.00 (D)	33%
Jackson	0.22 (I)	0.00 (N)	50%
Sill	0.07 (I)	0.00 (I)	33%

Summary comparison to previous week
I = Increase D = Decrease N = No Change N/A = Undefined

POST=JACKSON

--- SASI --- ARD RATE



*Adenovirus vaccine administration began OCTOBER-NOVEMBER 2011

**Data source: ARD weekly report

Males			
Unit Strength	ARD Cases	Strep Test Done	Strep Positive
4957	10	4	0

Females			
Unit Strength	ARD Cases	Strep Test Done	Strep Positive
2449	6	4	0



DISEASE EPIDEMIOLOGY PROGRAM Acute Respiratory Disease Surveillance Summary

Ft Sill: 29 November 2018 – 30 November 2019

DEFINITIONS:

ARD Rate=(ARD cases/Trainees) *100

ADV = Adenovirus

Strep Rate=(Strep Cultures (+)/Cultures) *100

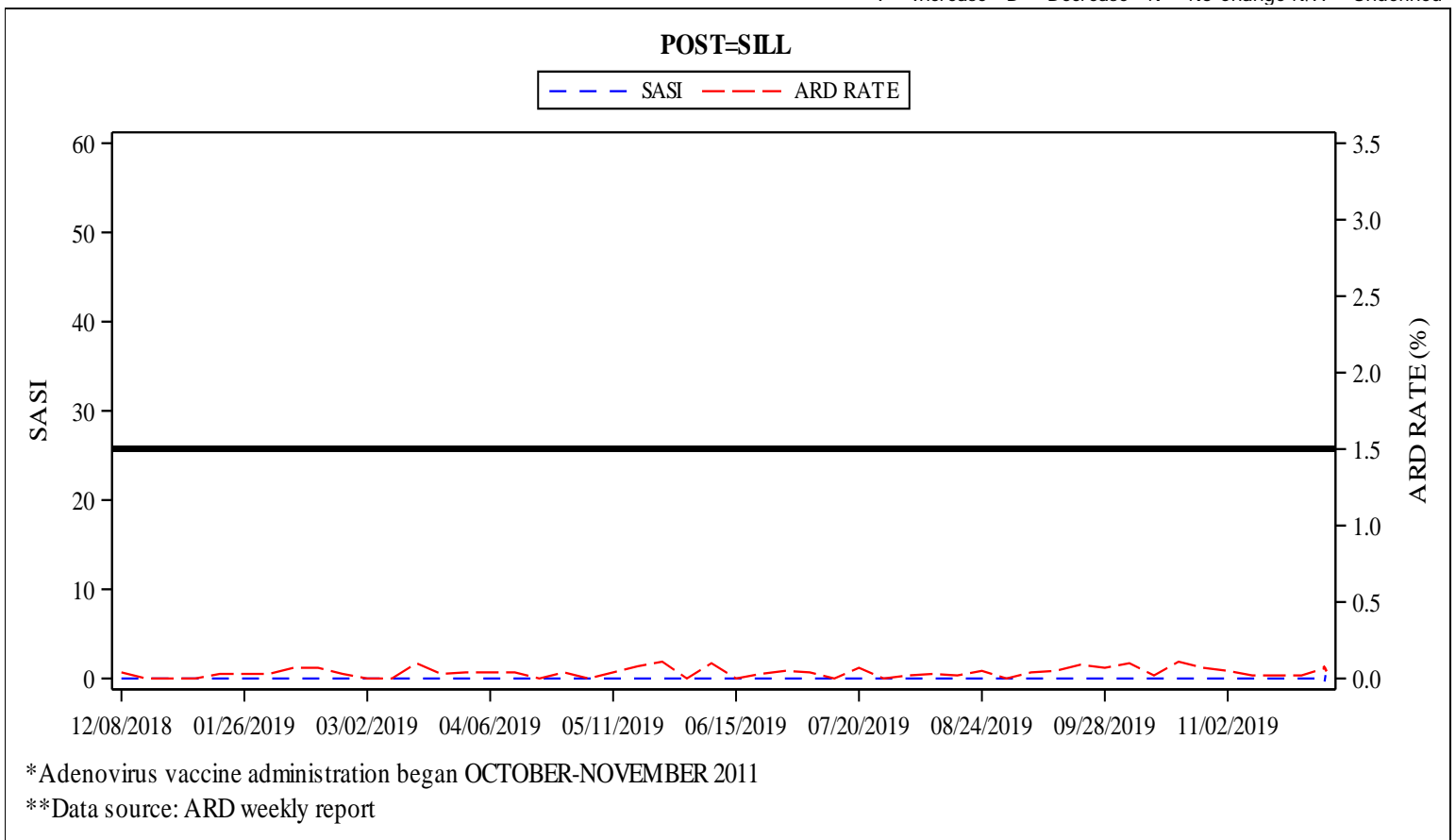
Strep-ARD Surveillance Index (SASI)=(ARD Rate*Strep Rate)

Strep Testing Compliance (STC) =% of ARD cases tested for Strep at each site (those sites highlighted red are at less than 60% compliance)

NOTE: All installations have achieved full ADV coverage.

	ARD Rate	SASI	STC
Benning	0.01 (D)	0.00 (D)	100%
Leonard Wood	0.05 (D)	0.00 (D)	33%
Jackson	0.22 (I)	0.00 (N)	50%
Sill	0.07 (I)	0.00 (I)	33%

Summary comparison to previous week
I = Increase D = Decrease N = No Change N/A = Undefined



Males			
Unit Strength	ARD Cases	Strep Test Done	Strep Positive
2841	2	1	0

Females			
Unit Strength	ARD Cases	Strep Test Done	Strep Positive
1163	1	0	0